



Michigan Technological University Deferred Compensation  
457(b) Plan

Invest in your retirement—and yourself—today,  
with help from Michigan Tech 457(b) Plan  
and Fidelity.



YOUR GUIDE TO GETTING STARTED





## Invest some of what you earn today for what you plan to accomplish tomorrow.

Dear Michigan Tech employee:

The University offers outstanding convenience and a variety of investment options. Take a look and see what a difference enrolling in the plan could make in achieving your goals.

### **Benefit from:**

**Convenience.** Your contributions are automatically deducted regularly from your paycheck.

**Tax savings now.** Your pretax contributions are deducted from your pay before income taxes are taken out. This means that you can actually lower the amount of current income taxes you pay each period. It could mean more money in your take-home pay versus saving money in a taxable account.

**Tax-deferred savings opportunities.** You pay no taxes on any earnings until you withdraw them from your account, enabling you to keep more of your money working for you now.

**Portability.** You can roll over eligible savings from a previous employer into this Plan. You can also take your plan vested account balance with you if you leave the company.

**Investment options.** You have the flexibility to select from investment options that range from more conservative to more aggressive, making it easy for you to develop a well-diversified investment portfolio.

**Online beneficiary.** With Fidelity's Online Beneficiaries Service, you can designate your beneficiaries, receive instant online confirmation, and check your beneficiary information virtually any time.

To learn more about what your plan offers, see "Frequently asked questions about your plan" later in this guide.

Sincerely,

Michigan Technological University

Enroll in your plan and invest in yourself today.



# Frequently asked questions about your plan.

Here are answers to questions you may have about the key features, benefits, and rules of your plan.

## When can I enroll in the Plan?

You can enroll in the Plan at the time of hire or during open enrollment.

## How do I enroll in the Plan?

Log on to Fidelity NetBenefits® at [www.fidelity.com/atwork](http://www.fidelity.com/atwork) or call the Fidelity Retirement Benefits Line at 1-800-343-0860 to enroll in the Plan.

The screenshot shows the Fidelity NetBenefits website interface. At the top, there are navigation tabs for 'Getting Started', 'Guidance & Retirement', 'Investments', and 'Resources'. Below the navigation is a 'Log In' section with fields for 'Username' and 'Password', and a 'Log In' button. To the right of the login form is a 'Welcome' message from Scott Hirsch, a Fidelity professional, with a 'Meet our people' button. Below the welcome message is a 'Time for your annual review' section with a 'Click here' button. On the right side of the page, there are sections for 'Enroll Now', 'Consolidate Now', 'APRENDA MÁS', 'FIDELITY VIEWPOINTS', and 'FEATURED HIGHLIGHTS'.

*For illustrative purposes only.*

## How much can I contribute?

Through automatic payroll deduction, you can contribute between 1% and 100% of your eligible pay on a pretax basis, up to the annual IRS dollar limits.

## What is the IRS contribution limit?

You may defer \$17,500, the maximum IRS limit in 2013, which applies to all employee and employer contributions in all 457 plans in which you participate.

## When is my enrollment effective?

Your enrollment becomes effective once you elect a deferral percentage, which initiates deduction of your contributions from your pay. These salary deductions will generally begin with your next pay period after we receive your enrollment information, or as soon as administratively possible.

## How do I designate my beneficiary?

If you have not already selected your beneficiaries, or if you have experienced a life-changing event such as a marriage, divorce, birth of a child, or a death in the family, it's time to consider your beneficiary designations. Fidelity's Online Beneficiaries Service, available through Fidelity NetBenefits®, offers a straightforward, convenient process that takes just minutes. Simply log on to NetBenefits® at [www.fidelity.com/atwork](http://www.fidelity.com/atwork) and click on "Beneficiaries" in the About You section of Your Profile. If you do not have access to the Internet or prefer to complete your beneficiary information by paper form, please contact 1-800-343-0860.

## What are my investment options?

To help you meet your investment goals, the Plan offers you a range of options. You can select a mix of investment options that best suits your goals, time horizon, and risk tolerance. The many investment options available through the Plan include conservative, moderately conservative, and aggressive funds. A complete description of the Plan's investment options and their performance, as well as planning tools to help you choose an appropriate mix, are available online at Fidelity NetBenefits.®

**Fidelity Freedom® Funds.** The Plan also offers the Fidelity Freedom® Funds that offer a blend of stocks, bonds and short-term investments within a single fund. Each Freedom Fund's asset allocation is based on the number of years until the fund's target retirement date. The Freedom Funds are designed for investors who want a simple approach to investing for retirement. Lifecycle funds are designed for investors expecting to retire around the year indicated in each fund's name. The investment risk of each lifecycle fund changes over time as each fund's asset allocation changes. The funds are subject to the volatility of the financial markets, including equity and fixed income investments in the U.S. and abroad and may be subject to risks associated with investing in high yield, small cap, commodity-linked and foreign securities. Principal invested is not guaranteed at any time, including at or after the fund's target date.

**Fidelity BrokerageLink.®** For those desiring the most investment flexibility and choice, the Plan offers a self-directed brokerage option, which gives you access to many other mutual funds. A complete description of the Plan's investment options and their performance, as well as planning tools to help you choose an appropriate mix, are available online at Fidelity NetBenefits.®

### **What happens if I do not select investment mixes?**

We encourage you to take an active role in the Plan and choose investment options that best suits your goals, time horizon, and risk tolerance. If you do not select specific investment options in the Plan, your contributions will be invested in the Fidelity Freedom Fund with the target retirement date closest to the year you might retire, based on your date of birth and assuming a retirement age of 65, at the direction of the Plan Sponsor. If no date of birth or an invalid date of birth is on file at Fidelity your contributions may be invested in the Fidelity Freedom Income Fund®.

### **When am I vested?**

You are always 100% vested in your own contributions to Michigan Tech 457(b) Plan.

### **Can I take a loan from my account?**

Although your plan account is intended for the future, you may borrow from your account for any reason. Generally, Michigan Tech University Deferred Compensation 457(b) Plan allows you to borrow up to 50% of your vested account balance. The minimum loan amount is \$1,000, and a loan must not exceed \$50,000. You then pay the money back into your account, plus interest, through the Automated Clearing House (ACH) Service in monthly after-tax installments from your bank account. Any outstanding loan balances over the previous 12 months may reduce the amount you have available to borrow. You may have two loans outstanding at a time. The cost to initiate a loan is \$35, and there is a quarterly maintenance fee of \$3.75. The initiation and maintenance fees will be deducted directly from your individual plan account. If you fail to repay your loan (based on the original terms of the loan), it will be considered in "default" and treated as a distribution, making it subject to income tax and possibly to a 10% early withdrawal penalty. Defaulted loans may also impact your eligibility to request additional loans. Be sure you understand the Plan guidelines and impact of taking a loan before you initiate a loan from your plan account.

To learn more about or request a loan, log on to [www.fidelity.com/atwork](http://www.fidelity.com/atwork) or call the Fidelity Retirement Benefits Line at 1-800-343-0860.

### **Can I make withdrawals from my account?**

Withdrawals from the Plan are generally permitted when you terminate your employment, attain age 70½, have a unforeseeable emergency or the Plan is terminated. Keep in mind that withdrawals are subject to income taxes and possibly to early withdrawal penalties.

Any assets distributed from your governmental 457(b) plan will be taxed as ordinary income in the year withdrawn; if you are under age 59 ½

at the time of the distribution, a 10% early withdrawal penalty may apply to any amounts which were rolled into the plan from an IRA or a plan other than another governmental 457(b) plan. If the distribution is eligible to be rolled over, but is not directly rolled over to an eligible plan or IRA, 20% mandatory withholding of federal income tax applies. Federal income tax will not be withheld if an eligible plan-to-plan transfer is made to another employer's 457(b) plan that accepts the transfer. Be sure you understand the federal and state tax consequences of any distribution before you initiate one. You may want to consult your tax adviser about your situation.

### **Can I move money from another retirement plan into my account in Michigan Tech 457(b) Plan?**

You are permitted to roll over eligible pretax contributions from another 401(k) plan, 403(b) plan or a governmental 457(b) retirement plan account or eligible pretax contributions from conduit individual retirement accounts (IRAs). A conduit IRA is one that contains only money rolled over from an employer-sponsored retirement plan that has not been mixed with regular IRA contributions. Call the Fidelity Retirement Benefits Line at 1-800-343-0860 or log on to Fidelity NetBenefits® at [www.fidelity.com/atwork](http://www.fidelity.com/atwork) for details. You should consult your tax adviser and carefully consider the impact of making a rollover contribution to your employer's plan because it could affect your eligibility for future special tax treatments.

### **How do I access my account?**

You can access your account online through Fidelity NetBenefits® at [www.fidelity.com/atwork](http://www.fidelity.com/atwork) or call the Fidelity Retirement Benefits Line at 1-800-343-0860 to speak with a representative or use the automated voice response system, virtually 24 hours, 7 days a week.

### **Where can I find information about exchanges and other plan features?**

You can learn about loans, exchanges, and more online through Fidelity NetBenefits® at [www.fidelity.com/atwork](http://www.fidelity.com/atwork). In particular, you can access loan modeling tools that illustrate the potential impact of a loan on the long-term growth of your account. You will also find a withdrawal modeling tool, which shows the amount of federal income taxes and early withdrawal penalties you might pay, along with the amount of earnings you could potentially lose by taking a withdrawal. You can also obtain more information about loans, withdrawals, and other plan features, by calling the Fidelity Retirement Benefits Line at 1-800-343-0860 to speak with a representative or use the automated voice response system, virtually 24 hours, 7 days a week.

### **How do I obtain additional investment option and account information?**

The Employer has appointed Fidelity to provide additional information on the investment options available through the Plan. Also, a statement of your account may be requested by phone at 1-800-343-0860 or reviewed online at [www.fidelity.com/atwork](http://www.fidelity.com/atwork).







# Investment Options

Here is a comprehensive list of investment options for Michigan Tech 457(b) Plan. For up-to-date performance information and other fund specifics, go to [www.fidelity.com/atwork](http://www.fidelity.com/atwork).

## Lifecycle Funds

Placement of investment options within each risk spectrum is only in relation to the investment options within that specific spectrum. Placement does not reflect risk relative to the investment options shown in the other risk spectrums.

For each risk spectrum below, investment options to the left have potentially more inflation risk and less investment risk

For each risk spectrum below, investment options to the right have potentially less inflation risk and more investment risk



Fidelity Freedom® Income Fund	Fidelity Freedom® 2015 Fund	Fidelity Freedom® 2035 Fund
Fidelity Freedom® 2000 Fund	Fidelity Freedom® 2020 Fund	Fidelity Freedom® 2040 Fund
Fidelity Freedom® 2005 Fund	Fidelity Freedom® 2025 Fund	Fidelity Freedom® 2045 Fund
Fidelity Freedom® 2010 Fund	Fidelity Freedom® 2030 Fund	Fidelity Freedom® 2050 Fund
		Fidelity Freedom® 2055 Fund

Target date investments are represented on a separate spectrum because they are generally designed for investors expecting to retire around the year indicated in each investment's name. The investments are managed to gradually become more conservative over time. The investment risks of each target date investment change over time as its asset allocation changes. They are subject to the volatility of the financial markets, including equity and fixed income investments in the U.S. and abroad and may be subject to risks associated with investing in high yield, small cap and foreign securities. Principal invested is not guaranteed at any time, including at or after their target dates.

The chart below lists the assigned fund Michigan Tech 457(b) Plan believes will best fit your diversification needs should you not select an investment option.

<b>Your Birth Date*</b>	<b>Fund Name</b>	<b>Target Retirement Years</b>
Before 1933	Fidelity Freedom® Income Fund	Retired before 1998
January 1, 1933 - December 31, 1937	Fidelity Freedom® 2000 Fund	Target Years 1998 - 2002
January 1, 1938 - December 31, 1942	Fidelity Freedom® 2005 Fund	Target Years 2003 - 2007
January 1, 1943 - December 31, 1947	Fidelity Freedom® 2010 Fund	Target Years 2008 - 2012
January 1, 1948 - December 31, 1952	Fidelity Freedom® 2015 Fund	Target Years 2013 - 2017
January 1, 1953 - December 31, 1957	Fidelity Freedom® 2020 Fund	Target Years 2018 - 2022
January 1, 1958 - December 31, 1962	Fidelity Freedom® 2025 Fund	Target Years 2023 - 2027
January 1, 1963 - December 31, 1967	Fidelity Freedom® 2030 Fund	Target Years 2028 - 2032
January 1, 1968 - December 31, 1972	Fidelity Freedom® 2035 Fund	Target Years 2033 - 2037
January 1, 1973 - December 31, 1977	Fidelity Freedom® 2040 Fund	Target Years 2038 - 2042
January 1, 1978 - December 31, 1982	Fidelity Freedom® 2045 Fund	Target Years 2043 - 2047
January 1, 1983 - December 31, 1987	Fidelity Freedom® 2050 Fund	Target Years 2048 - 2052
January 1, 1988 and later*	Fidelity Freedom® 2055 Fund	Target Years 2053 and beyond

\*Dates selected by Plan Sponsor





## Core Investment Options

Investment options to the left have potentially more inflation risk and less investment risk

Investment options to the right have potentially less inflation risk and more investment risk



SHORT-TERM INVESTMENT	BOND	STOCKS AND BONDS	STOCKS				
Money Market	Bond	Balanced/Hybrid	Large Value	Domestic Equities	Large Growth	International/Global	Specialty
Fidelity® Cash Reserves	<b>Government</b> Fidelity® Government Income Fund  Spartan® Intermediate Treasury Bond Index Fund - Fidelity Advantage Class  Spartan® Long-Term Treasury Bond Index Fund - Fidelity Advantage Class  Spartan® Short-Term Treasury Bond Index Fund - Fidelity Advantage Class  <b>Diversified</b> Calvert Bond Portfolio Class A  JPMorgan Core Bond Fund Select Class  Spartan® U.S. Bond Index Fund - Fidelity Advantage Class  <b>Inflation-Protected</b> PIMCO Real Return Fund Administrative Class	Fidelity® Puritan® Fund	Columbia Dividend Income Fund Class A	<b>Large Blend</b> DWS S&P 500 Index Fund Class S  Sentinel Common Stock Fund Class A  Spartan® 500 Index Fund - Fidelity Advantage Class  Spartan® Total Market Index Fund - Fidelity Advantage Class  <b>Mid Blend</b> Fidelity® Low-Priced Stock Fund  Spartan® Extended Market Index Fund - Fidelity Advantage Class  Spartan® Mid Cap Index Fund - Fidelity Advantage Class  <b>Small Blend</b> Fidelity® Small Cap Discovery Fund	<b>Large Growth</b> Calvert Equity Portfolio Class A  Fidelity® Nasdaq® Composite Index Fund  T. Rowe Price Blue Chip Growth Fund Advisor Class	<b>Diversified</b> AllianzGI NFJ International Value Fund Class A  Harbor International Fund Investor Class  Spartan® International Index Fund - Fidelity Advantage Class  <b>Emerging Markets</b> Wells Fargo Advantage Emerging Markets Equity Fund Administrator Class	Spartan® Real Estate Index Fund - Fidelity Advantage Class  T. Rowe Price Real Estate Fund Advisor Class

This spectrum, with the exception of the Domestic Equity category, is based on Fidelity's analysis of the characteristics of the general investment categories of the investment options and not on the actual security holdings, which can change frequently. Investment options in the Domestic Equity category are based on the options' Morningstar categories as of 04/30/2013. Morningstar categories are based on a fund's style as measured by its underlying portfolio holdings over the past three years and may change at any time. These style calculations do not represent the investment options' objectives and do not predict the investment options' future styles. Investment options are listed in alphabetical order within each investment category. Risk associated with the investment options can vary significantly within each particular investment category, and the relative risk of categories may change under certain economic conditions. For a more complete discussion of risk associated with the mutual fund options, please read the prospectuses before making your investment decision. The spectrum does not represent actual or implied performance.

## Core Investment Options (Continued)

Investment options to the left have potentially more inflation risk and less investment risk

Investment options to the right have potentially less inflation risk and more investment risk



SHORT-TERM INVESTMENT	BOND	STOCKS AND BONDS	STOCKS		
Money Market	Bond	Balanced/ Hybrid	Domestic Equities	International/ Global	Specialty
	International/ Global				
	Templeton Global Bond Fund Class A				

This spectrum, with the exception of the Domestic Equity category, is based on Fidelity's analysis of the characteristics of the general investment categories of the investment options and not on the actual security holdings, which can change frequently. Investment options in the Domestic Equity category are based on the options' Morningstar categories as of 04/30/2013. Morningstar categories are based on a fund's style as measured by its underlying portfolio holdings over the past three years and may change at any time. These style calculations do not represent the investment options' objectives and do not predict the investment options' future styles. Investment options are listed in alphabetical order within each investment category. Risk associated with the investment options can vary significantly within each particular investment category, and the relative risk of categories may change under certain economic conditions. For a more complete discussion of risk associated with the mutual fund options, please read the prospectuses before making your investment decision. The spectrum does not represent actual or implied performance.

**Fidelity BrokerageLink®** combines the convenience of your workplace retirement plan with the additional flexibility of a brokerage account. It gives you expanded investment choices and the opportunity to more actively manage your retirement contributions. A self-directed brokerage account is not for everyone. If you are an investor who is willing to take on the potential for more risk and you are prepared to assume the responsibility of more closely monitoring this portion of your portfolio, it could be appropriate for you. However, if you do not feel comfortable actively managing a portfolio beyond those offered through your plan's standard investment options, then a self-directed brokerage account may not be appropriate for you. Additional fees apply to a brokerage account; please refer to the fact sheet and commission schedule for a complete listing of brokerage fees. Remember, it is always your responsibility to ensure that the options you select are consistent with your particular situation, including your goals, time horizon, and risk tolerance.



# Investment Options

*Before investing in any mutual fund, please carefully consider the investment objectives, risks, charges, and expenses. For this and other information, call or write Fidelity for a free prospectus or, if available, a summary prospectus. Read it carefully before you invest.*

---

## AllianzGI NFJ International Value Fund Class A

**VRS Code:** 18136

**Fund Objective:** The investment seeks long-term growth of capital and income.

**Fund Strategy:** The fund normally invests at least 65% of its net assets in common stocks and other equity securities (such as preferred stocks, convertible securities and warrants) of non-U.S. companies with market capitalizations greater than \$1 billion. It normally invests significantly in securities that the portfolio managers expect will generate income (for example, by paying dividends). The fund may invest up to 50% of its assets in emerging market securities. It may also achieve its exposure to non-U.S. equity securities through investing in American Depositary Receipts (ADRs).

**Fund Risk:** Foreign securities are subject to interest-rate, currency-exchange-rate, economic, and political risks, all of which may be magnified in emerging markets. Value stocks can perform differently than other types of stocks and can continue to be undervalued by the market for long periods of time. Stock markets are volatile and can decline significantly in response to adverse issuer, political, regulatory, market, economic or other developments. Additional risk information for this product may be found in the prospectus or other product materials, if available.

**Fund short term trading fees:** None

**Footnotes:**

- A mutual fund registered under Allianz Funds, and managed by Allianz Global Inv Fund Mgmt LLC. This description is only intended to provide a brief overview of the fund. Read the fund's prospectus for more detailed information about the fund.
  - As of January 28, 2013, this fund changed its name from Allianz NFJ International Value Fund.
- 

## Calvert Bond Portfolio Class A

**VRS Code:** 93070

**Fund Objective:** The investment seeks to provide as high a level of current income as is consistent with prudent investment risk and preservation of capital through investment in bonds and other debt securities.

**Fund Strategy:** The fund uses an active strategy, seeking relative value to earn incremental income. It normally invests at least 80% of its net assets (including borrowings for investment purposes) in bonds. The fund invests principally in bonds issued by U.S. corporations, the U.S. government or its agencies, and U.S. government-sponsored enterprises. The fund is non-diversified.

**Fund Risk:** In general the bond market is volatile, and fixed income securities carry interest rate risk. (As interest rates rise, bond prices usually fall, and vice versa. This effect is usually more pronounced for longer-term securities.) Fixed income securities also carry inflation risk and credit and default risks for both issuers and counterparties. Unlike individual bonds, most bond funds do not have a maturity date, so avoiding losses caused by price volatility by holding them until maturity is not possible. Additional risk information for this product may be found in the prospectus or other product materials, if available.

**Fund short term trading fees:** None

**Footnotes:**

- A mutual fund registered under Calvert Social Investment Fund, and managed by Calvert Investment Management, Inc. This description is only intended to provide a brief overview of the fund. Read the fund's prospectus for more detailed information about the fund.
- 

## Calvert Equity Portfolio Class A

**VRS Code:** 93071

**Fund Objective:** The investment seeks growth of capital.

**Fund Strategy:** The fund normally invests at least 80% of net assets, including borrowings for investment purposes, in equity securities (common stock). It invests primarily in common stocks of U.S. large-cap companies. The fund defines large-cap companies as those whose market capitalization falls within the range of the S&P 500 Index. It may also invest in mid-cap stocks and may invest up to 25% of net assets in foreign stocks.



**Fund Risk:** Growth stocks can perform differently from the market as a whole and can be more volatile than other types of stocks. Stock markets are volatile and can decline significantly in response to adverse issuer, political, regulatory, market, economic or other developments. These risks may be magnified in foreign markets. Additional risk information for this product may be found in the prospectus or other product materials, if available.

**Fund short term trading fees:** None

**Footnotes:**

- A mutual fund registered under Calvert Social Investment Fund, and managed by Calvert Investment Management, Inc. This description is only intended to provide a brief overview of the fund. Read the fund's prospectus for more detailed information about the fund.
- The S&P 500® Index is a registered service mark of The McGraw-Hill Companies, Inc., and has been licensed for use by Fidelity Distributors Corporation and its affiliates. It is an unmanaged index of the common stock prices of 500 widely held U. S. stocks that includes the reinvestment of dividends.
- As of January 31, 2011, this fund changed its name from Calvert Social Investment Fund Equity Portfolio.

---

## Columbia Dividend Income Fund Class A

**VRS Code:** 42079

**Fund Objective:** The investment seeks total return.

**Fund Strategy:** The fund normally invests at least 80% of net assets in a diversified portfolio of income-producing equity securities. It invests principally in securities of companies that the adviser believes are undervalued but also may invest in securities of companies that the adviser believes have the potential for long-term growth. The fund may invest in companies that have market capitalizations of any size. It may invest up to 20% of net assets in debt securities, including securities that are rated low and below investment grade. The fund may also invest up to 20% of net assets in foreign securities.

**Fund Risk:** Value stocks can perform differently than other types of stocks and can continue to be undervalued by the market for long periods of time. Stock markets are volatile and can decline significantly in response to adverse issuer, political, regulatory, market, economic or other developments. These risks may be magnified in foreign markets. Additional risk information for this product may be found in the prospectus or other product materials, if available.

**Fund short term trading fees:** None

**Footnotes:**

- A mutual fund registered under Columbia Funds Series Trust I, and managed by Columbia Management Investment Adv LLC. This description is only intended to provide a brief overview of the fund. Read the fund's prospectus for more detailed information about the fund.

---

## DWS S&P 500 Index Fund Class S

**VRS Code:** 48643

**Fund Objective:** The investment seeks investment results that correspond to the total return of common stocks publicly traded in the United States, as represented by the S&P 500 Index.

**Fund Strategy:** The fund is a feeder fund that invests substantially all of its assets in a "master portfolio," the DWS Equity 500 Index Portfolio ("Portfolio"), which will invest directly in securities and other instruments. It intends to invest at least 80% of assets, determined at the time of purchase, in stocks of companies included in the S&P 500 (Reg. TM) Index and in derivative instruments. The fund may also hold short-term debt securities and money market instruments.

**Fund Risk:** Value and growth stocks can perform differently from other types of stocks. Growth stocks can be more volatile. Value stocks can continue to be undervalued by the market for long periods of time. Stock markets are volatile and can decline significantly in response to adverse issuer, political, regulatory, market, economic or other developments. These risks may be magnified in foreign markets. Additional risk information for this product may be found in the prospectus or other product materials, if available.

**Fund short term trading fees:** None

**Footnotes:**

- A mutual fund registered under DWS Institutional Funds, and managed by Deutsche Inv Mgmt Americas Inc. This description is only intended to provide a brief overview of the fund. Read the fund's prospectus for more detailed information about the fund.
- The S&P 500® Index is a registered service mark of The McGraw-Hill Companies, Inc., and has been licensed for use by Fidelity Distributors Corporation and its affiliates. It is an unmanaged index of the common stock prices of 500 widely held U. S. stocks that includes the reinvestment of dividends.

---

## Fidelity BrokerageLink®

**VRS Code:** 99265

**Fund Objective:** A brokerage account within your retirement plan that offers the opportunity to choose investments from a range of Fidelity and non-Fidelity mutual funds. This account is neither a mutual fund nor is it managed by any of the Fidelity Investments group of companies. Brokerage services are provided through Fidelity Brokerage Services LLC, a member of the New York Stock Exchange and Securities Investor Protection Corporation.

**Fund Strategy:** To provide a broad range of mutual funds that allow you expanded choices in managing your retirement savings more actively.

**Fund Risk:** You alone decide how to invest the assets in your Fidelity BrokerageLink account. You can invest in a vast array of mutual funds from either Fidelity, or from Fidelity and other mutual fund companies through BrokerageLink. There are additional fees for investing in a BrokerageLink account. See your plan's fact sheet for details.

**Who may want to invest:**

- Someone who is comfortable with evaluating and researching a broad universe of mutual funds, and who wants to invest part of his or her retirement savings in mutual funds through a brokerage account.
  - Someone who wants the highest degree of variety in selecting mutual funds investments for his or her retirement savings, and who is familiar with how a brokerage account operates.
- 

## Fidelity Freedom® 2000 Fund

**VRS Code:** 00370

**Fund Objective:** Seeks high total return until its target retirement date. Thereafter, the fund's objective will be to seek high current income and, as a secondary objective, capital appreciation.

**Fund Strategy:** Investing in a combination of underlying Fidelity domestic equity, international equity, bond, and short-term funds using a moderate asset allocation strategy designed for investors expected to have retired around the year 2000. Allocating assets among underlying Fidelity funds according to an asset allocation strategy that becomes increasingly conservative until it reaches approximately 15% in domestic equity funds, 5% in international equity funds, 40% in bond funds, and 40% in short-term funds (approximately 10 to 15 years after the year 2000). Ultimately, the fund will merge with Fidelity Freedom Income Fund.

**Fund Risk:** The investment risk of each Fidelity Freedom Fund changes over time as its asset allocation changes. The funds are subject to the volatility of the financial markets, including that of equity and fixed income investments in the U.S. and abroad, and may be subject to risks associated with investing in high-yield, small-cap, commodity-linked, and foreign securities. Principal invested is not guaranteed at any time, including at or after the funds' target dates.

**Fund short term trading fees:** None

**Footnotes:**

- A mutual fund registered under Fidelity Aberdeen Street Trust, and managed by Strategic Advisers, Inc. This description is only intended to provide a brief overview of the fund. Read the fund's prospectus for more detailed information about the fund.
- 

## Fidelity Freedom® 2005 Fund

**VRS Code:** 01312

**Fund Objective:** Seeks high total return until its target retirement date. Thereafter, the fund's objective will be to seek high current income and, as a secondary objective, capital appreciation.

**Fund Strategy:** Investing in a combination of underlying Fidelity domestic equity, international equity, bond, and short-term funds using a moderate asset allocation strategy designed for investors expected to have retired around the year 2005. Allocating assets among underlying Fidelity funds according to an asset allocation strategy that becomes increasingly conservative until it reaches approximately 15% in domestic equity funds, 5% in international equity funds, 40% in bond funds, and 40% in short-term funds (approximately 10 to 15 years after the year 2005). Ultimately, the fund will merge with Fidelity Freedom Income Fund.

**Fund Risk:** The investment risk of each Fidelity Freedom Fund changes over time as its asset allocation changes. The funds are subject to the volatility of the financial markets, including that of equity and fixed income investments in the U.S. and abroad, and may be subject to risks associated with investing in high-yield, small-cap, commodity-linked, and foreign securities. Principal invested is not guaranteed at any time, including at or after the funds' target dates.

**Fund short term trading fees:** None

**Footnotes:**

- A mutual fund registered under Fidelity Aberdeen Street Trust, and managed by Strategic Advisers, Inc. This description is only intended to provide a brief overview of the fund. Read the fund's prospectus for more detailed information about the fund.
- 

**Fidelity Freedom® 2010 Fund****VRS Code:** 00371**Fund Objective:** Seeks high total return until its target retirement date. Thereafter, the fund's objective will be to seek high current income and, as a secondary objective, capital appreciation.**Fund Strategy:** Investing in a combination of underlying Fidelity domestic equity, international equity, bond, and short-term funds using a moderate asset allocation strategy designed for investors expected to have retired around the year 2010. Allocating assets among underlying Fidelity funds according to an asset allocation strategy that becomes increasingly conservative until it reaches approximately 15% in domestic equity funds, 5% in international equity funds, 40% in bond funds, and 40% in short-term funds (approximately 10 to 15 years after the year 2010). Ultimately, the fund will merge with Fidelity Freedom Income Fund.**Fund Risk:** The investment risk of each Fidelity Freedom Fund changes over time as its asset allocation changes. The funds are subject to the volatility of the financial markets, including that of equity and fixed income investments in the U.S. and abroad, and may be subject to risks associated with investing in high-yield, small-cap, commodity-linked, and foreign securities. Principal invested is not guaranteed at any time, including at or after the funds' target dates.**Fund short term trading fees:** None**Footnotes:**

- A mutual fund registered under Fidelity Aberdeen Street Trust, and managed by Strategic Advisers, Inc. This description is only intended to provide a brief overview of the fund. Read the fund's prospectus for more detailed information about the fund.
- 

**Fidelity Freedom® 2015 Fund****VRS Code:** 01313**Fund Objective:** Seeks high total return until its target retirement date. Thereafter, the fund's objective will be to seek high current income and, as a secondary objective, capital appreciation.**Fund Strategy:** Investing in a combination of underlying Fidelity domestic equity, international equity, bond, and short-term funds using a moderate asset allocation strategy designed for investors expecting to retire around the year 2015. Allocating assets among underlying Fidelity funds according to an asset allocation strategy that becomes increasingly conservative until it reaches approximately 15% in domestic equity funds, 5% in international equity funds, 40% in bond funds, and 40% in short-term funds (approximately 10 to 15 years after the year 2015). Ultimately, the fund will merge with Fidelity Freedom Income Fund.**Fund Risk:** The investment risk of each Fidelity Freedom Fund changes over time as its asset allocation changes. The funds are subject to the volatility of the financial markets, including that of equity and fixed income investments in the U.S. and abroad, and may be subject to risks associated with investing in high-yield, small-cap, commodity-linked, and foreign securities. Principal invested is not guaranteed at any time, including at or after the funds' target dates.**Fund short term trading fees:** None**Footnotes:**

- A mutual fund registered under Fidelity Aberdeen Street Trust, and managed by Strategic Advisers, Inc. This description is only intended to provide a brief overview of the fund. Read the fund's prospectus for more detailed information about the fund.
- 

**Fidelity Freedom® 2020 Fund****VRS Code:** 00372**Fund Objective:** Seeks high total return until its target retirement date. Thereafter, the fund's objective will be to seek high current income and, as a secondary objective, capital appreciation.**Fund Strategy:** Investing in a combination of underlying Fidelity domestic equity, international equity, bond, and short-term funds using a moderate asset allocation strategy designed for investors expecting to retire around the year 2020. Allocating assets among underlying Fidelity funds according to an asset allocation strategy that becomes increasingly conservative until it reaches approximately 15% in domestic equity funds, 5% in international equity funds, 40% in bond funds, and 40% in short-term funds (approximately 10 to 15 years after the year 2020). Ultimately, the fund will merge with Fidelity Freedom Income Fund.

**Fund Risk:** The investment risk of each Fidelity Freedom Fund changes over time as its asset allocation changes. The funds are subject to the volatility of the financial markets, including that of equity and fixed income investments in the U.S. and abroad, and may be subject to risks associated with investing in high-yield, small-cap, commodity-linked, and foreign securities. Principal invested is not guaranteed at any time, including at or after the funds' target dates.

**Fund short term trading fees:** None

**Footnotes:**

- A mutual fund registered under Fidelity Aberdeen Street Trust, and managed by Strategic Advisers, Inc. This description is only intended to provide a brief overview of the fund. Read the fund's prospectus for more detailed information about the fund.
- 

## Fidelity Freedom® 2025 Fund

**VRS Code:** 01314

**Fund Objective:** Seeks high total return until its target retirement date. Thereafter, the fund's objective will be to seek high current income and, as a secondary objective, capital appreciation.

**Fund Strategy:** Investing in a combination of underlying Fidelity domestic equity, international equity, bond, and short-term funds using a moderate asset allocation strategy designed for investors expecting to retire around the year 2025. Allocating assets among underlying Fidelity funds according to an asset allocation strategy that becomes increasingly conservative until it reaches approximately 15% in domestic equity funds, 5% in international equity funds, 40% in bond funds, and 40% in short-term funds (approximately 10 to 15 years after the year 2025). Ultimately, the fund will merge with Fidelity Freedom Income Fund.

**Fund Risk:** The investment risk of each Fidelity Freedom Fund changes over time as its asset allocation changes. The funds are subject to the volatility of the financial markets, including that of equity and fixed income investments in the U.S. and abroad, and may be subject to risks associated with investing in high-yield, small-cap, commodity-linked, and foreign securities. Principal invested is not guaranteed at any time, including at or after the funds' target dates.

**Fund short term trading fees:** None

**Footnotes:**

- A mutual fund registered under Fidelity Aberdeen Street Trust, and managed by Strategic Advisers, Inc. This description is only intended to provide a brief overview of the fund. Read the fund's prospectus for more detailed information about the fund.
- 

## Fidelity Freedom® 2030 Fund

**VRS Code:** 00373

**Fund Objective:** Seeks high total return until its target retirement date. Thereafter, the fund's objective will be to seek high current income and, as a secondary objective, capital appreciation.

**Fund Strategy:** Investing in a combination of underlying Fidelity domestic equity, international equity, bond, and short-term funds using a moderate asset allocation strategy designed for investors expecting to retire around the year 2030. Allocating assets among underlying Fidelity funds according to an asset allocation strategy that becomes increasingly conservative until it reaches approximately 15% in domestic equity funds, 5% in international equity funds, 40% in bond funds, and 40% in short-term funds (approximately 10 to 15 years after the year 2030). Ultimately, the fund will merge with Fidelity Freedom Income Fund.

**Fund Risk:** The investment risk of each Fidelity Freedom Fund changes over time as its asset allocation changes. The funds are subject to the volatility of the financial markets, including that of equity and fixed income investments in the U.S. and abroad, and may be subject to risks associated with investing in high-yield, small-cap, commodity-linked, and foreign securities. Principal invested is not guaranteed at any time, including at or after the funds' target dates.

**Fund short term trading fees:** None

**Footnotes:**

- A mutual fund registered under Fidelity Aberdeen Street Trust, and managed by Strategic Advisers, Inc. This description is only intended to provide a brief overview of the fund. Read the fund's prospectus for more detailed information about the fund.





---

## Fidelity Freedom® 2035 Fund

**VRS Code:** 01315

**Fund Objective:** Seeks high total return until its target retirement date. Thereafter, the fund's objective will be to seek high current income and, as a secondary objective, capital appreciation.

**Fund Strategy:** Investing in a combination of underlying Fidelity domestic equity, international equity, bond, and short-term funds using a moderate asset allocation strategy designed for investors expecting to retire around the year 2035. Allocating assets among underlying Fidelity funds according to an asset allocation strategy that becomes increasingly conservative until it reaches approximately 15% in domestic equity funds, 5% in international equity funds, 40% in bond funds, and 40% in short-term funds (approximately 10 to 15 years after the year 2035). Ultimately, the fund will merge with Fidelity Freedom Income Fund.

**Fund Risk:** The investment risk of each Fidelity Freedom Fund changes over time as its asset allocation changes. The funds are subject to the volatility of the financial markets, including that of equity and fixed income investments in the U.S. and abroad, and may be subject to risks associated with investing in high-yield, small-cap, commodity-linked, and foreign securities. Principal invested is not guaranteed at any time, including at or after the funds' target dates.

**Fund short term trading fees:** None

**Footnotes:**

- A mutual fund registered under Fidelity Aberdeen Street Trust, and managed by Strategic Advisers, Inc. This description is only intended to provide a brief overview of the fund. Read the fund's prospectus for more detailed information about the fund.
- 

## Fidelity Freedom® 2040 Fund

**VRS Code:** 00718

**Fund Objective:** Seeks high total return until its target retirement date. Thereafter, the fund's objective will be to seek high current income and, as a secondary objective, capital appreciation.

**Fund Strategy:** Investing in a combination of underlying Fidelity domestic equity, international equity, bond, and short-term funds using a moderate asset allocation strategy designed for investors expecting to retire around the year 2040. Allocating assets among underlying Fidelity funds according to an asset allocation strategy that becomes increasingly conservative until it reaches approximately 15% in domestic equity funds, 5% in international equity funds, 40% in bond funds, and 40% in short-term funds (approximately 10 to 15 years after the year 2040). Ultimately, the fund will merge with Fidelity Freedom Income Fund.

**Fund Risk:** The investment risk of each Fidelity Freedom Fund changes over time as its asset allocation changes. The funds are subject to the volatility of the financial markets, including that of equity and fixed income investments in the U.S. and abroad, and may be subject to risks associated with investing in high-yield, small-cap, commodity-linked, and foreign securities. Principal invested is not guaranteed at any time, including at or after the funds' target dates.

**Fund short term trading fees:** None

**Footnotes:**

- A mutual fund registered under Fidelity Aberdeen Street Trust, and managed by Strategic Advisers, Inc. This description is only intended to provide a brief overview of the fund. Read the fund's prospectus for more detailed information about the fund.
- 

## Fidelity Freedom® 2045 Fund

**VRS Code:** 01617

**Fund Objective:** Seeks high total return until its target retirement date. Thereafter, the fund's objective will be to seek high current income and, as a secondary objective, capital appreciation.

**Fund Strategy:** Investing in a combination of underlying Fidelity domestic equity, international equity, bond, and short-term funds using a moderate asset allocation strategy designed for investors expecting to retire around the year 2045. Allocating assets among underlying Fidelity funds according to an asset allocation strategy that becomes increasingly conservative until it reaches approximately 15% in domestic equity funds, 5% in international equity funds, 40% in bond funds, and 40% in short-term funds (approximately 10 to 15 years after the year 2045). Ultimately, the fund will merge with Fidelity Freedom Income Fund.

**Fund Risk:** The investment risk of each Fidelity Freedom Fund changes over time as its asset allocation changes. The funds are subject to the volatility of the financial markets, including that of equity and fixed income investments in the U.S. and abroad, and may be subject to risks associated with investing in high-yield, small-cap, commodity-linked, and foreign securities. Principal invested is not guaranteed at any time, including at or after the funds' target dates.

**Fund short term trading fees:** None

**Footnotes:**

- A mutual fund registered under Fidelity Aberdeen Street Trust, and managed by Strategic Advisers, Inc. This description is only intended to provide a brief overview of the fund. Read the fund's prospectus for more detailed information about the fund.
- 

**Fidelity Freedom® 2050 Fund****VRS Code:** 01618

**Fund Objective:** Seeks high total return until its target retirement date. Thereafter, the fund's objective will be to seek high current income and, as a secondary objective, capital appreciation.

**Fund Strategy:** Investing in a combination of underlying Fidelity domestic equity, international equity, bond, and short-term funds using a moderate asset allocation strategy designed for investors expecting to retire around the year 2050. Allocating assets among underlying Fidelity funds according to an asset allocation strategy that becomes increasingly conservative until it reaches approximately 15% in domestic equity funds, 5% in international equity funds, 40% in bond funds, and 40% in short-term funds (approximately 10 to 15 years after the year 2050). Ultimately, the fund will merge with Fidelity Freedom Income Fund.

**Fund Risk:** The investment risk of each Fidelity Freedom Fund changes over time as its asset allocation changes. The funds are subject to the volatility of the financial markets, including that of equity and fixed income investments in the U.S. and abroad, and may be subject to risks associated with investing in high-yield, small-cap, commodity-linked, and foreign securities. Principal invested is not guaranteed at any time, including at or after the funds' target dates.

**Fund short term trading fees:** None

**Footnotes:**

- A mutual fund registered under Fidelity Aberdeen Street Trust, and managed by Strategic Advisers, Inc. This description is only intended to provide a brief overview of the fund. Read the fund's prospectus for more detailed information about the fund.
- 

**Fidelity Freedom® 2055 Fund****VRS Code:** 02331

**Fund Objective:** Seeks high total return until its target retirement date. Thereafter the fund's objective will be to seek high current income and, as a secondary objective, capital appreciation.

**Fund Strategy:** Investing in a combination of underlying Fidelity domestic equity, international equity, bond, and short-term funds using a moderate asset allocation strategy designed for investors expecting to retire around the year 2055. Allocating assets among underlying Fidelity funds according to an asset allocation strategy that becomes increasingly conservative until it reaches approximately 15% in domestic equity funds, 5% in international equity funds, 40% in bond funds, and 40% in short-term funds (approximately 10 to 15 years after the year 2055). Ultimately, the fund will merge with Fidelity Freedom Income Fund.

**Fund Risk:** The investment risk of each Fidelity Freedom Fund changes over time as its asset allocation changes. The funds are subject to the volatility of the financial markets, including that of equity and fixed income investments in the U.S. and abroad, and may be subject to risks associated with investing in high-yield, small-cap, commodity-linked and foreign securities. Principal invested is not guaranteed at any time, including at or after the funds' target dates.

**Fund short term trading fees:** None

**Footnotes:**

- A mutual fund registered under Fidelity Aberdeen Street Trust, and managed by Strategic Advisers, Inc. This description is only intended to provide a brief overview of the fund. Read the fund's prospectus for more detailed information about the fund.
- 

**Fidelity Freedom® Income Fund****VRS Code:** 00369

**Fund Objective:** Seeks high total current income and, as a secondary objective, capital appreciation.

**Fund Strategy:** Investing in a combination of underlying Fidelity equity, fixed-income, and short-term funds using a moderate asset allocation strategy designed for investors already in retirement. Allocating assets among underlying Fidelity funds according to a stable asset allocation strategy of approximately 14.6% in domestic equity funds, 5.4% in international equity funds, 35% in investment-grade fixed-income funds, 5% in high yield fixed-income funds, and 40% in short-term funds.



**Fund Risk:** The fund is subject to the volatility of the financial markets, including that of equity and fixed income investments. Fixed income investments entail issuer default and credit risk, inflation risk, and interest rate risk (as interest rates rise, bond prices usually fall and vice versa). This effect is usually more pronounced for longer-term securities. Principal invested is not guaranteed at any time, including at or after retirement.

**Fund short term trading fees:** None

**Footnotes:**

- A mutual fund registered under Fidelity Aberdeen Street Trust, and managed by Strategic Advisers, Inc. This description is only intended to provide a brief overview of the fund. Read the fund's prospectus for more detailed information about the fund.

---

## Fidelity® Cash Reserves

**VRS Code:** 00055

**Fund Objective:** Seeks as high a level of current income as is consistent with the preservation of capital and liquidity.

**Fund Strategy:** Investing in U.S. dollar-denominated money market securities of domestic and foreign issuers and repurchase agreements. Investing more than 25% of total assets in the financial services industries. Potentially entering into reverse repurchase agreements.

**Fund Risk:** *An investment in a money market fund is not insured or guaranteed by the Federal Deposit Insurance Corporation or any other government agency. Although the fund seeks to preserve the value of your investment at \$1.00 per share, it is possible to lose money by investing in the fund.* Interest rate increases can cause the price of money market securities to decrease. Entities located in foreign countries can be affected by adverse political, regulatory, market, or economic developments in those countries. Changes in government regulation and interest rates and economic downturns can have a significant negative effect on issuers in the financial services sector.

**Fund short term trading fees:** None

**Footnotes:**

- A mutual fund registered under Fidelity Phillips Street Trust, and managed by Fidelity Management Research Company ("FMR"). This description is only intended to provide a brief overview of the fund. Read the fund's prospectus for more detailed information about the fund.

---

## Fidelity® Government Income Fund

**VRS Code:** 00054

**Fund Objective:** Seeks a high level of current income, consistent with preservation of principal.

**Fund Strategy:** Normally investing at least 80% of assets in U.S. Government securities and repurchase agreements for those securities. Investing in instruments related to U.S. Government securities. Engaging in transactions that have a leveraging effect on the fund.

**Fund Risk:** Fixed income investments entail interest rate risk (as interest rates rise bond prices usually fall), the risk of issuer default, issuer credit risk and inflation risk. Leverage can increase market exposure and magnify investment risk.

**Fund short term trading fees:** None

**Footnotes:**

- A mutual fund registered under Fidelity Income Fund, and managed by Fidelity Management Research Company ("FMR"). This description is only intended to provide a brief overview of the fund. Read the fund's prospectus for more detailed information about the fund.

---

## Fidelity® Low-Priced Stock Fund

**VRS Code:** 00316

**Fund Objective:** Seeks capital appreciation.

**Fund Strategy:** Normally investing at least 80% of assets in low-priced stocks (those priced at or below \$35 per share), which can lead to investments in small and medium-sized companies. Investing in either "growth" or "value" stocks or both. Normally investing primarily in common stocks.

**Fund Risk:** Stock markets, especially foreign markets, are volatile and can decline significantly in response to adverse issuer, political, regulatory, market, or economic developments. Foreign securities are subject to interest rate, currency exchange rate, economic, and political risks. The securities of smaller, less well-known companies can be more volatile than those of larger companies.

**Fund short term trading fees:** This fund has a Short-term Redemption Fee of 1.50% for shares held less than 90 days.

**Footnotes:**

- A mutual fund registered under Fidelity Puritan Trust, and managed by Fidelity Management Research Company ("FMR"). This description is only intended to provide a brief overview of the fund. Read the fund's prospectus for more detailed information about the fund.
- 

**Fidelity® Nasdaq® Composite Index Fund****VRS Code:** 01282**Fund Objective:** Seeks to provide investment returns that closely correspond to the price and yield performance of the NASDAQ Composite Index.**Fund Strategy:** Normally investing at least 80% of assets in common stocks included in the Nasdaq Composite Index.**Fund Risk:** Stock markets are volatile and can decline significantly in response to adverse issuer, political, regulatory, market, or economic developments. The performance of the fund and the Index may vary somewhat due to factors such as transaction costs, sample selection, and timing differences associated with additions to and deletions from the Index.**Fund short term trading fees:** This fund has a Short-term Redemption Fee of 0.75% for shares held less than 90 days.**Footnotes:**

- A mutual fund registered under Fidelity Commonwealth Trust, and managed by Fidelity Management Research Company ("FMR"). This description is only intended to provide a brief overview of the fund. Read the fund's prospectus for more detailed information about the fund.
  - The NASDAQ Composite® Index is an unmanaged market capitalization-weighted index of the National Market System which includes over 5,000 stocks traded only over-the-counter and not on an exchange.
  - Fidelity is voluntarily reimbursing a portion of the fund's expenses. If Fidelity had not, the returns would have been lower.
- 

**Fidelity® Puritan® Fund****VRS Code:** 00004**Fund Objective:** Seeks income and capital growth consistent with reasonable risk.**Fund Strategy:** Investing approximately 60% of assets in stocks and other equity securities and the remainder in bonds and other debt securities, including lower-quality debt securities, when its outlook is neutral. Investing at least 25% of total assets in fixed-income senior securities (including debt securities and preferred stock). Engaging in transactions that have a leveraging effect on the fund.**Fund Risk:** Stock markets, especially foreign markets, are volatile and can decline significantly in response to adverse issuer, political, regulatory, market, or economic developments. Fixed income investments entail interest rate risk (as interest rates rise bond prices usually fall), the risk of issuer default, issuer credit risk and inflation risk. Foreign securities are subject to interest rate, currency exchange rate, economic, and political risks. Lower-quality bonds can be more volatile and have greater risk of default than higher-quality bonds. Leverage can increase market exposure and magnify investment risk.**Fund short term trading fees:** None**Footnotes:**

- A mutual fund registered under Fidelity Puritan Trust, and managed by Fidelity Management Research Company ("FMR"). This description is only intended to provide a brief overview of the fund. Read the fund's prospectus for more detailed information about the fund.
- 

**Fidelity® Small Cap Discovery Fund****VRS Code:** 00384**Fund Objective:** Seeks long-term growth of capital.**Fund Strategy:** Normally investing at least 80% of assets in securities of companies with small market capitalizations (companies with market capitalizations similar to the companies in the Russell 2000 Index or the S&P Small Cap 600). Investing in either "growth" stocks or "value" stocks or both. Normally investing primarily in common stocks.**Fund Risk:** Stock markets, especially foreign markets, are volatile and can decline significantly in response to adverse issuer, political, regulatory, market, or economic developments. The securities of smaller, less well-known companies can be more volatile than those of larger companies. Foreign securities are subject to interest rate, currency exchange rate, economic, and political risks.**Fund short term trading fees:** This fund has a Short-term Redemption Fee of 1.50% for shares held less than 90 days.

**Footnotes:**

- A mutual fund registered under Fidelity Commonwealth Trust, and managed by Fidelity Management Research Company ("FMR"). This description is only intended to provide a brief overview of the fund. Read the fund's prospectus for more detailed information about the fund.
  - The Russell 2000<sup>®</sup> Index is an unmanaged market capitalization-weighted index of 2,000 small company stocks of U.S. domiciled companies.
  - The S&P Small Cap 600<sup>®</sup> Index is a registered service mark of The McGraw-Hill Companies, Inc., and has been licensed for use by Fidelity Distributors Corporation and its affiliates. It is a market capitalization-weighted index of 600 small-capitalization stocks.
- 

**Harbor International Fund Investor Class****VRS Code:** 18673**Fund Objective:** The investment seeks long-term total return, principally from growth of capital.**Fund Strategy:** The fund invests normally in a minimum of ten countries throughout the world, focusing on companies located in Europe, the Pacific Basin and emerging industrialized countries whose economies and political regimes appear stable. It invests primarily (no less than 65% of its total assets) in common and preferred stocks of foreign companies, including those located in emerging market countries. Companies in the fund's portfolio generally have market capitalizations in excess of \$1 billion at the time of purchase.**Fund Risk:** Foreign securities are subject to interest-rate, currency-exchange-rate, economic, and political risks, all of which may be magnified in emerging markets. Value and growth stocks can perform differently from other types of stocks. Growth stocks can be more volatile. Value stocks can continue to be undervalued by the market for long periods of time. Stock markets are volatile and can decline significantly in response to adverse issuer, political, regulatory, market, economic or other developments. Additional risk information for this product may be found in the prospectus or other product materials, if available.**Fund short term trading fees:** None**Footnotes:**

- A mutual fund registered under Harbor Funds, and managed by Harbor Capital Advisors Inc. This description is only intended to provide a brief overview of the fund. Read the fund's prospectus for more detailed information about the fund.
- 

**JPMorgan Core Bond Fund Select Class****VRS Code:** 20888**Fund Objective:** The investment seeks to maximize total return by investing primarily in a diversified portfolio of intermediate- and long-term debt securities.**Fund Strategy:** The fund is designed to maximize total return by investing in a portfolio of investment grade intermediate- and long-term debt securities. As part of its main investment strategy, it may principally invest in corporate bonds, U.S. treasury obligations and other U.S. government and agency securities, and asset-backed, mortgage-related and mortgage-backed securities. The fund's average weighted maturity will ordinarily range between four and 12 years.**Fund Risk:** In general the bond market is volatile, and fixed income securities carry interest rate risk. (As interest rates rise, bond prices usually fall, and vice versa. This effect is usually more pronounced for longer-term securities.) Fixed income securities also carry inflation risk and credit and default risks for both issuers and counterparties. Unlike individual bonds, most bond funds do not have a maturity date, so avoiding losses caused by price volatility by holding them until maturity is not possible. Additional risk information for this product may be found in the prospectus or other product materials, if available.**Fund short term trading fees:** None**Footnotes:**

- A mutual fund registered under JP Morgan Trust II, and managed by JPMorgan Investment Advisors Inc. This description is only intended to provide a brief overview of the fund. Read the fund's prospectus for more detailed information about the fund.
- Weighted average maturity (WAM) is the weighted average of all the maturities of the securities held in a fund. WAM for money market funds can be used as a measure of sensitivity to interest rate changes. Generally, the longer the maturity, the greater the sensitivity. WAM for money market funds is based on the dollar-weighted average length of time until principal payments must be paid, taking into account any call options exercised by the issuer and any permissible maturity shortening devices, such as demand features and interest rate resets. For bond funds, WAM can be used as a measure of sensitivity to the markets. Generally, the longer the maturity, the greater the sensitivity. The WAM calculation for bond funds excludes interest rate resets and only takes into account issuer call options if it is probable that the issuer of the instrument will take advantage of such options.

---

### PIMCO Real Return Fund Administrative Class

**VRS Code:** 45805

**Fund Objective:** The investment seeks maximum real return, consistent with preservation of capital and prudent investment management.

**Fund Strategy:** The fund normally invests at least 80% of its net assets in inflation-indexed bonds of varying maturities issued by the U.S. and non-U.S. governments, their agencies or instrumentalities, and corporations, which may be represented by forwards or derivatives such as options, futures contracts or swap agreements. It invests primarily in investment grade securities, but may invest up to 10% of its total assets in high yield securities ("junk bonds") rated B or higher. The fund is non-diversified.

**Fund Risk:** The interest payments of TIPS are variable, they generally rise with inflation and fall with deflation. In general the bond market is volatile, and fixed income securities carry interest rate risk. (As interest rates rise, bond prices usually fall, and vice versa. This effect is usually more pronounced for longer-term securities.) Fixed income securities also carry inflation risk and credit and default risks for both issuers and counterparties. Unlike individual bonds, most bond funds do not have a maturity date, so avoiding losses caused by price volatility by holding them until maturity is not possible. Additional risk information for this product may be found in the prospectus or other product materials, if available.

**Fund short term trading fees:** None

**Footnotes:**

- A mutual fund registered under PIMCO Funds, and managed by Pacific Investment Management Co LLC. This description is only intended to provide a brief overview of the fund. Read the fund's prospectus for more detailed information about the fund.
- 

### Sentinel Common Stock Fund Class A

**VRS Code:** 18847

**Fund Objective:** The investment seeks a combination of growth of capital, current income, growth of income and relatively low risk as compared with the stock market as a whole.

**Fund Strategy:** The fund normally invests at least 80% of its net assets in common stocks. It invests mainly in a diverse group of common stocks of well-established companies, typically above \$5 billion in market capitalization, many of which historically have paid regular dividends. The fund may invest up to 25% of its assets in securities within a single industry. It may invest without limitation in foreign securities. Under normal circumstances, the fund invests predominantly in common stocks of U.S. companies.

**Fund Risk:** Value and growth stocks can perform differently from other types of stocks. Growth stocks can be more volatile. Value stocks can continue to be undervalued by the market for long periods of time. Stock markets are volatile and can decline significantly in response to adverse issuer, political, regulatory, market, economic or other developments. These risks may be magnified in foreign markets. Additional risk information for this product may be found in the prospectus or other product materials, if available.

**Fund short term trading fees:** None

**Footnotes:**

- A mutual fund registered under Sentinel Group Funds Inc, and managed by Sentinel Asset Management, Inc. This description is only intended to provide a brief overview of the fund. Read the fund's prospectus for more detailed information about the fund.
- 

### Spartan® 500 Index Fund - Fidelity Advantage Class

**VRS Code:** 01523

**Fund Objective:** Seeks to provide investment results that correspond to the total return (i.e., the combination of capital changes and income) performance of common stocks publicly traded in the United States.

**Fund Strategy:** Normally investing at least 80% of assets in common stocks included in the S&P 500 Index, which broadly represents the performance of common stocks publicly traded in the United States.

**Fund Risk:** Stock markets, especially foreign markets, are volatile and can decline significantly in response to adverse issuer, political, regulatory, market, or economic developments.

**Fund short term trading fees:** None

**Footnotes:**

- A mutual fund registered under Fidelity Concord Street Trust, and managed by Fidelity Management Research Company ("FMR"). This description is only intended to provide a brief overview of the fund. Read the fund's prospectus for more detailed information about the fund.
  - The S&P 500<sup>®</sup> Index is a registered service mark of The McGraw-Hill Companies, Inc., and has been licensed for use by Fidelity Distributors Corporation and its affiliates. It is an unmanaged index of the common stock prices of 500 widely held U.S. stocks that includes the reinvestment of dividends.
  - On October 17, 2005, an initial offering of the Fidelity Advantage Share Class took place. Returns prior to that date are those of the Investor Class and reflect the Investors Class' expense ratio. Had the Fidelity Advantage Class' expense ratio been reflected, total returns would have been higher.
  - As of January 22, 2010, the fund changed its name from Spartan<sup>®</sup> U.S. Equity Index Fund - Advantage Class.
- 

**Spartan<sup>®</sup> Extended Market Index Fund - Fidelity Advantage Class****VRS Code:** 01521**Fund Objective:** Seeks to provide investment results that correspond to the total return stocks of mid- to small-capitalization United States companies.**Fund Strategy:** Normally investing at least 80% of assets in common stocks included in the Dow Jones U.S. Completion Total Stock Market Index, which represents the performance of stocks of mid- to small-capitalization U.S. companies.**Fund Risk:** Stock markets, especially foreign markets, are volatile and can decline significantly in response to adverse issuer, political, regulatory, market, or economic developments. Investments in smaller companies may involve greater risks than those in larger, more well known companies.**Fund short term trading fees:** This fund has a Short-term Redemption Fee of 0.75% for shares held less than 90 days.**Footnotes:**

- A mutual fund registered under Fidelity Concord Street Trust, and managed by Fidelity Management Research Company ("FMR"). This description is only intended to provide a brief overview of the fund. Read the fund's prospectus for more detailed information about the fund.
  - The Dow Jones U.S. Completion Total Stock Market Index is an unmanaged index that represents all U.S. equity issues with readily available prices, excluding components of the S&P 500.
  - On October 17, 2005, an initial offering of the Fidelity Advantage Share Class took place. Returns prior to that date are those of the Investor Class and reflect the Investors Class' expense ratio. Had the Fidelity Advantage Class' expense ratio been reflected, total returns would have been higher.
- 

**Spartan<sup>®</sup> Intermediate Treasury Bond Index Fund - Fidelity Advantage Class****VRS Code:** 01564**Fund Objective:** Seeks a high level of current income.**Fund Strategy:** Normally investing at least 80% of assets in securities included in the Barclays 5-10 Year U.S. Treasury Index. Normally maintaining a dollar-weighted average maturity of 3 to 10 years. Engaging in transactions that have a leveraging effect on the fund.**Fund Risk:** Bond funds contain interest rate risk (as interest rates rise bond prices usually fall); the risk of issuer default; and inflation risk. Leverage can increase market exposure and magnify investment risk.**Fund short term trading fees:** None**Footnotes:**

- A mutual fund registered under Fidelity Salem Street Trust, and managed by Fidelity Management Research Company ("FMR"). This description is only intended to provide a brief overview of the fund. Read the fund's prospectus for more detailed information about the fund.
  - The Barclays Capital U.S. Treasury 5-10 Year Index is a market value-weighted index of investment-grade fixed-rate public obligations of the U.S. Treasury with maturities between five and ten years.
- 

**Spartan<sup>®</sup> International Index Fund - Fidelity Advantage Class****VRS Code:** 01522**Fund Objective:** Seeks to provide investment results that correspond to the total return of foreign stock markets.**Fund Strategy:** Normally investing at least 80% of assets in common stocks included in the Morgan Stanley Capital International Europe, Australasia, Far East Index, which represents the performance of foreign stock markets.

**Fund Risk:** Stock markets, especially foreign markets, are volatile and can decline significantly in response to adverse issuer, political, regulatory, market, or economic developments. Foreign securities are subject to interest rate, currency exchange rate, economic, and political risks, all of which are magnified in emerging markets.

**Fund short term trading fees:** This fund has a Short-term Redemption Fee of 1.00% for shares held less than 90 days.

**Footnotes:**

- A mutual fund registered under Fidelity Concord Street Trust, and managed by Fidelity Management Research Company ("FMR"). This description is only intended to provide a brief overview of the fund. Read the fund's prospectus for more detailed information about the fund.
- The Morgan Stanley Capital International Europe, Australasia and Far East (MSCI EAFE) Index (net MA tax) is an unmanaged market capitalization-weighted index of equity securities of companies domiciled in various countries. The index is designed to represent performance of developed stock markets outside the United States and Canada and excludes certain market segments unavailable to U.S. based investors. The index returns for periods after 1/1/1997 are adjusted for tax withholding rates applicable to U.S.-based mutual funds organized as Massachusetts business trusts.
- Fidelity is voluntarily reimbursing a portion of the fund's expenses. If Fidelity had not, the returns would have been lower.

### Spartan® Long-Term Treasury Bond Index Fund - Fidelity Advantage Class

**VRS Code:** 01565

**Fund Objective:** Seeks a high level of current income.

**Fund Strategy:** Normally investing at least 80% of assets in securities included in the Barclays Long Year U.S. Treasury Index. Normally maintaining a dollar-weighted average maturity of 10 years or more. Engaging in transactions that have a leveraging effect on the fund.

**Fund Risk:** Bond funds contain interest rate risk (as interest rates rise bond prices usually fall); the risk of issuer default; and inflation risk. Leverage can increase market exposure and magnify investment risk.

**Fund short term trading fees:** None

**Footnotes:**

- A mutual fund registered under Fidelity Salem Street Trust, and managed by Fidelity Management Research Company ("FMR"). This description is only intended to provide a brief overview of the fund. Read the fund's prospectus for more detailed information about the fund.
- The Barclays Capital Long-Term Treasury Index is an unmanaged index comprised of fixed-income securities with various maturities greater than 10 years. Unless otherwise noted, index returns reflect the reinvestment of dividends and capital gains, if any, but do not reflect fees, brokerage commissions or other expenses of investing. It is not possible to invest directly in an index.

### Spartan® Mid Cap Index Fund - Fidelity Advantage Class

**VRS Code:** 02350

**Fund Objective:** The fund seeks to provide investment results that correspond to the total return of stocks of mid-capitalization United States companies.

**Fund Strategy:** Normally investing at least 80% of assets in securities included in the Russell Midcap Index. Lending securities to earn income for the fund.

**Fund Risk:** Stock markets, especially foreign markets, are volatile and can decline significantly in response to adverse issuer, political, regulatory, market, or economic developments. Investments in smaller companies may involve greater risks than those in larger, more well known companies.

**Fund short term trading fees:** This fund has a Short-term Redemption Fee of 0.75% for shares held less than 30 days.

**Footnotes:**

- A mutual fund registered under Fidelity Salem Street Trust, and managed by Fidelity Management Research Company ("FMR"). This description is only intended to provide a brief overview of the fund. Read the fund's prospectus for more detailed information about the fund.
- The Russell Mid Cap Index is an unmanaged index that measures the performance of the 800 smallest companies in the Russell 1000 Index, which represent approximately 26% of the total market capitalization of the Russell 1000 Index.

### Spartan® Real Estate Index Fund - Fidelity Advantage Class

**VRS Code:** 02354

**Fund Objective:** The fund seeks to provide investment results that correspond to the total return of equity REITs and other real estate-related investments.

**Fund Strategy:** Normally investing at least 80% of assets in securities included in the Dow Jones U.S. Select Real Estate Securities Index. Lending securities to earn income for the fund.





**Fund Risk:** Stock markets, especially foreign markets, are volatile and can decline significantly in response to adverse issuer, political, regulatory, market, or economic developments. Changes in real estate values or economic downturns can have a significant negative effect on issuers in the real estate industry. Non-diversified funds can be more volatile because they can invest a greater portion of their assets in securities of a smaller number of individual issuers.

**Fund short term trading fees:** This fund has a Short-term Redemption Fee of 0.75% for shares held less than 90 days.

**Footnotes:**

- A mutual fund registered under Fidelity Salem Street Trust, and managed by Fidelity Management Research Company ("FMR"). This description is only intended to provide a brief overview of the fund. Read the fund's prospectus for more detailed information about the fund.
- The Dow Jones U.S. Select Real Estate Securities Index measures U.S. publicly traded real estate securities. It screens for market cap, liquidity and percentage of revenue derived from ownership and operation of real estate securities. It is float market cap weighted. It is quoted in USD.

---

## Spartan® Short-Term Treasury Bond Index Fund - Fidelity Advantage Class

**VRS Code:** 01563

**Fund Objective:** Seeks a high level of current income in a manner consistent with preservation of capital.

**Fund Strategy:** Normally investing at least 80% of assets in securities included in the Barclays 1-5 Year U.S. Treasury Index. Normally maintaining a dollar-weighted average maturity of three years or less. Engaging in transaction that have a leveraging effect on the fund.

**Fund Risk:** Bond funds contain interest rate risk (as interest rates rise bond prices usually fall); the risk of issuer default; and inflation risk. Leverage can increase market exposure and magnify investment risk.

**Fund short term trading fees:** None

**Footnotes:**

- A mutual fund registered under Fidelity Salem Street Trust, and managed by Fidelity Management Research Company ("FMR"). This description is only intended to provide a brief overview of the fund. Read the fund's prospectus for more detailed information about the fund.
- The Barclays Capital U.S. Treasury 1-5 Year Index is a market value-weighted index of investment-grade fixed-rate public obligations of the U. S. Treasury with maturities between one and five years.

---

## Spartan® Total Market Index Fund - Fidelity Advantage Class

**VRS Code:** 01520

**Fund Objective:** Seeks to provide investment results that correspond to the total return of a broad range of United States stocks.

**Fund Strategy:** Normally investing at least 80% of assets in common stocks included in the Dow Jones U.S. Total Stock Market Index, which represents the performance of a broad range of U.S. stocks.

**Fund Risk:** Stock markets, especially foreign markets, are volatile and can decline significantly in response to adverse issuer, political, regulatory, market, or economic developments

**Fund short term trading fees:** This fund has a Short-term Redemption Fee of 0.50% for shares held less than 90 days.

**Footnotes:**

- A mutual fund registered under Fidelity Concord Street Trust, and managed by Fidelity Management Research Company ("FMR"). This description is only intended to provide a brief overview of the fund. Read the fund's prospectus for more detailed information about the fund.
- The Dow Jones U.S. Total Stock Market Index is an unmanaged market capitalization-weighted index of over 5,000 U.S. equity securities which contains all actively traded common stocks with readily available price data.
- On October 17, 2005, an initial offering of the Fidelity Advantage Share Class took place. Returns prior to that date are those of the Investor Class and reflect the Investors Class' expense ratio. Had the Fidelity Advantage Class' expense ratio been reflected, total returns would have been higher.

---

## Spartan® U.S. Bond Index Fund - Fidelity Advantage Class

**VRS Code:** 02324

**Fund Objective:** Seeks to provide investment results that correspond to the aggregate price and interest performance of the debt securities in the Barclays U.S. Aggregate Bond Index.

**Fund Strategy:** Normally investing at least 80% of the fund's assets in bonds included in the Barclays U.S. Aggregate Bond Index. Using statistical sampling techniques based on duration, maturity, interest rate sensitivity, security structure, and credit quality to attempt to replicate the returns of the Index using a smaller number of securities. Engaging in transactions that have a leveraging effect on the fund, including investments in derivatives - such as swaps (interest rate, total return, and credit default) and futures contracts - and forward-settling securities, to adjust the fund's risk exposure. Investing in Fidelity's central funds (specialized investment vehicles used by Fidelity funds to invest in particular security types or investment disciplines).

**Fund Risk:** In general the bond market is volatile, and fixed income securities carry interest rate risk. (As interest rates rise, bond prices usually fall, and vice versa. This effect is usually more pronounced for longer-term securities.) Fixed income securities also carry inflation risk and credit and default risks for both issuers and counterparties. Unlike individual bonds, most bond funds do not have a maturity date, so avoiding losses caused by price volatility by holding them until maturity is not possible. Foreign securities are subject to interest rate, currency exchange rate, economic, and political risks. The fund can invest in securities that may have a leveraging effect (such as derivatives and forward-settling securities) which may increase market exposure, magnify investment risks, and cause losses to be realized more quickly.

**Fund short term trading fees:** None

**Footnotes:**

- A mutual fund registered under Fidelity Salem Street Trust, and managed by Fidelity Management Research Company ("FMR"). This description is only intended to provide a brief overview of the fund. Read the fund's prospectus for more detailed information about the fund.
  - The Barclays Capital U.S. Aggregate Bond Index is an unmanaged market value-weighted index for U.S. dollar denominated investment-grade fixed-rate debt issues, including government, corporate, asset-backed, and mortgage-backed securities with maturities of at least one year.
  - On May 10, 2011, an initial offering of the Fidelity Advantage Share Class took place. Returns prior to that date are those of the Investor Class and reflect the Investors Class' expense ratio. Had the Fidelity Advantage Class' expense ratio been reflected, total returns would have been higher.
- 

## T. Rowe Price Blue Chip Growth Fund Advisor Class

**VRS Code:** 43370

**Fund Objective:** The investment seeks long-term capital growth; income is a secondary objective.

**Fund Strategy:** The fund will normally invest at least 80% of assets in the common stocks of large and medium-sized blue chip growth companies. It focuses on companies with leading market position, seasoned management, and strong financial fundamentals. The fund may sell securities for a variety of reasons, such as to secure gains, limit losses, or redeploy assets into more promising opportunities.

**Fund Risk:** Growth stocks can perform differently from the market as a whole and can be more volatile than other types of stocks. Stock markets are volatile and can decline significantly in response to adverse issuer, political, regulatory, market, economic or other developments. These risks may be magnified in foreign markets. Additional risk information for this product may be found in the prospectus or other product materials, if available.

**Fund short term trading fees:** None

**Footnotes:**

- A mutual fund registered under T. Rowe Price Blue Chip Growth Fund, Inc, and managed by T. Rowe Price Associates, Inc. This description is only intended to provide a brief overview of the fund. Read the fund's prospectus for more detailed information about the fund.
- 

## T. Rowe Price Real Estate Fund Advisor Class

**VRS Code:** 18840

**Fund Objective:** The investment seeks long-term growth through a combination of capital appreciation and current income.

**Fund Strategy:** The fund normally invests at least 80% of its net assets (including any borrowings for investment purposes) in the equity securities of real estate companies. It is likely to maintain a significant portion of assets in real estate investment trusts (REITs). REITs pool money to invest in properties (equity REITs) or mortgages (mortgage REITs). The fund generally invests in equity REITs. It may also invest in foreign stocks in keeping with the fund's objectives.



**Fund Risk:** Real Estate is a cyclical industry that is sensitive to interest rates, economic conditions (both nationally and locally), property tax rates, and other factors. Changes in real estate values or economic downturns can have a significant negative effect on issuers in the real estate industry. Stock markets are volatile and can decline significantly in response to adverse issuer, political, regulatory, market, economic or other developments. These risks may be magnified in foreign markets. Sector funds can be more volatile because of their narrow concentration in a specific industry. In general the bond market is volatile, and fixed income securities carry interest rate risk. (As interest rates rise, bond prices usually fall, and vice versa. This effect is usually more pronounced for longer-term securities.) Fixed income securities also carry inflation risk and credit and default risks for both issuers and counterparties. Unlike individual bonds, most bond funds do not have a maturity date, so avoiding losses caused by price volatility by holding them until maturity is not possible. Additional risk information for this product may be found in the prospectus or other product materials, if available.

**Fund short term trading fees:** This fund has a Short-term Redemption Fee of 1.00% for shares held less than 90 days.

**Footnotes:**

- A mutual fund registered under T. Rowe Price Real Estate Fund, Inc., and managed by T. Rowe Price Associates, Inc. This description is only intended to provide a brief overview of the fund. Read the fund's prospectus for more detailed information about the fund.

---

## Templeton Global Bond Fund Class A

**VRS Code:** 99856

**Fund Objective:** The investment seeks current income with capital appreciation and growth of income.

**Fund Strategy:** Under normal market conditions, the fund invests at least 80% of its net assets in "bonds." Bonds include debt securities of any maturity, such as bonds, notes, bills and debentures. It invests predominantly in bonds issued by governments and government agencies located around the world. The fund may invest up to 25% of its total assets in bonds that are rated below investment grade. It regularly uses various currency related transactions involving derivative instruments. The fund is non-diversified.

**Fund Risk:** Foreign securities are subject to interest-rate, currency-exchange-rate, economic, and political risks, all of which may be magnified in emerging markets. The fund may invest in lower-quality debt securities that involve greater risk of default or price changes due to potential changes in the credit quality of the issuer. In general the bond market is volatile, and fixed income securities carry interest rate risk. (As interest rates rise, bond prices usually fall, and vice versa. This effect is usually more pronounced for longer-term securities.) Fixed income securities also carry inflation risk and credit and default risks for both issuers and counterparties. Unlike individual bonds, most bond funds do not have a maturity date, so avoiding losses caused by price volatility by holding them until maturity is not possible. Additional risk information for this product may be found in the prospectus or other product materials, if available.

**Fund short term trading fees:** None

**Footnotes:**

- A mutual fund registered under Templeton Income Trust, and managed by Franklin Advisers, Inc. This description is only intended to provide a brief overview of the fund. Read the fund's prospectus for more detailed information about the fund.

---

## Wells Fargo Advantage Emerging Markets Equity Fund Administrator Class

**VRS Code:** 85362

**Fund Objective:** The investment seeks long-term capital appreciation.



**Fund Strategy:** The fund normally invests at least 80% of its net assets in emerging market equity securities. The fund invests principally in equity or other listed securities of emerging market companies. It consider emerging market companies to include companies that are traded in, have their primary operations in, are domiciled in or derive a majority of their revenue from emerging market countries as defined by the MSCI Emerging Markets Index. The fund may have exposure to stocks across all capitalizations and styles and will be diversified across countries and sectors.

**Fund Risk:** Foreign securities are subject to interest-rate, currency-exchange-rate, economic, and political risks, all of which may be magnified in emerging markets. Stock markets are volatile and can decline significantly in response to adverse issuer, political, regulatory, market, economic or other developments. Additional risk information for this product may be found in the prospectus or other product materials, if available.

**Fund short term trading fees:** None

**Footnotes:**

- A mutual fund registered under Wells Fargo Funds Trust, and managed by Wells Fargo Funds Management LLC. This description is only intended to provide a brief overview of the fund. Read the fund's prospectus for more detailed information about the fund.
- The MSCI Emerging Markets Index is an unmanaged market capitalization weighted index of equity securities of companies in various countries. This index is designed to represent the performance of emerging stock markets throughout the world excluding certain market segments unavailable to U.S. based investors.





# Transfer/Rollover/Exchange Form Instructions

Reference the instructions below while completing the form. For additional assistance, please contact Fidelity Investments at 1-800-343-0860 or, for the hearing impaired, (TTY) 1-800-259-9743, Monday through Friday, 8 a.m. to midnight Eastern time (except for New York Stock Exchange holidays).

## 1. YOUR INFORMATION

Please provide your information in this section.

## 2. INVESTMENT PROVIDER YOU ARE MOVING MONEY FROM

Please review your most recent statement for this name and address, and include a copy of the statement with this form. **Please contact your previous investment provider to see if additional paperwork is required.**

## 3. ACCOUNT(S) OR CONTRACT(S) TO MOVE

**Account or Contract Number:** This number is available on your previous investment provider account statement. If you are unable to locate this number on your statement, please contact the Investment Provider. If you do not provide an account or contract number, we will use your Social Security number or U.S. Tax Identification number to request the assets to be moved.

**Type of Account or Contract:** If you are unsure of the type of account or contract, please contact the previous investment provider or refer to your statement. Select at least one.

**The Account or Contract Number above is from:** Please see the descriptions below that relate to each of the four transactions. If you choose "A Previous Employer," provide the name of that employer.

**The Same Employer as my Employer Plan with Fidelity.** Movement of assets from 403(b) to 403(b) will be requested as a vendor or contract exchange. Movement of money between the same plan types, excluding 403(b) plans (401(a) to 401(a), 401(k) to 401(k), 457(b) to 457(b)), will be requested as an in-plan transfer. Movement of money between different plan types will be requested as a Rollover.

**A Previous Employer.** For 403(b) and 401(a)/(k) plans, this is a Rollover transaction. For governmental 457(b) plans, this is a rollover unless Fidelity receives direction to process as a transfer.

**A Rollover IRA.** This is a Rollover transaction. After-tax value may not be rolled from an IRA.

**A Traditional IRA or SEP IRA.** This is a Rollover transaction. Roth IRAs and Coverdell IRAs cannot be accepted.

**Liquidation Amount:** Specify the amount of money you want moved to your Fidelity account. If you choose "Full Liquidation/100%," Fidelity will request your full balance. If you choose "Partial Liquidation," Fidelity will request the dollar amount or percentage you specify. **If you do not specify an amount, Fidelity will move/liquidate 100%.** If you are moving 457(b) assets, please be aware that governmental 457(b) assets must be moved into a governmental 457(b) plan, and nongovernmental 457(b) assets must be moved into a nongovernmental 457(b) plan. Transfers from nongovernmental 457(b) plans are not provided for on this form. Talk with your plan sponsor or call Fidelity to discuss transfers from nongovernmental 457(b) plans. Rollovers from 403(b) plans, 401(a)/401(k) plans, and IRAs to governmental 457(b) plans must be recordkept in separate rollover sources to limit the distributions that may be subject to a 10% early distribution penalty.

## 4. YOUR FIDELITY ACCOUNT INFORMATION

**If you do not have a retirement account with Fidelity for the employer listed here, you must complete the enrollment process. For help with enrollment, please contact Fidelity at 1-800-343-0860.**

**Employer sponsoring your Fidelity retirement account:** The employer name appears on your Fidelity account statement or in your enrollment paperwork.

**Plan Type with this employer:** This information is required to ensure that Fidelity credits your assets to the proper account. Please contact Fidelity at 1-800-343-0860 or, for the hearing impaired, (TTY) 1-800-259-9743 if you do not know your type of account.

**Plan Number:** Please provide the Plan Number if you have multiple retirement plan accounts with Fidelity. Please contact Fidelity at 1-800-343-0860 to obtain the Plan Number.

## 5. INVESTMENT INSTRUCTIONS

**Would you like the assets invested in your current investment selection?** If "Yes" is selected, your assets will be allocated to your current investment selection on file with Fidelity. If you do not select "Yes," please list the fund names or fund codes (if known) and percentages. **Please ensure that the percentages equal 100%.** Please list additional funds on a separate page and attach it to this form.

**Fund Name:** List the Fund Name(s) you want your assets credited to.

**Fund Code:** Provide the four-digit Fund Code(s) (if known).

**Percentage:** Please ensure that the percentages listed equal 100%.

**Note:** If the funds selected are unclear, unavailable, or less than 100%, the percentages allocated to those funds and/or any unallocated percentage will be defaulted to the investment option specified in the agreement currently in place with Fidelity for the Plan. If the percentages listed exceed 100%, the entire amount will be defaulted as described above.

## 6. EMPLOYER PLAN ACCEPTANCE

**Employer Authorized Signature:** An authorized signature from the employer that sponsors your Fidelity retirement account **may be required.** To verify if this section needs to be signed, contact your Human Resources office or Fidelity at 1-800-343-0860 or, for the hearing impaired, (TTY) 1-800-259-9743.

## 7. YOUR SIGNATURE

**Your Signature:** Please read the legal information provided in this section and then sign the form. We are unable to process your request without your signature.

### ***Transfer/Rollover/Exchange Form Checklist:***

Here is a checklist to ensure that your request is in good order.

Please remember to:

- Include your most recent account statement from the previous investment provider
- Indicate the amount or percentage of money you are moving to Fidelity
- Obtain the Employer Authorized Signature (contact your Human Resources office or Fidelity to verify if this is required)
- Sign in Section 7 of the form
- Return this form in the enclosed postage-paid envelope **OR**

Return to:

**Fidelity Investments**  
P.O. Box 770002  
Cincinnati, OH 45277-0090

If you are sending this using an overnight delivery service, please send to this address:

**Fidelity Investments**  
100 Crosby Parkway, Mailzone KC1E  
Covington, KY 41015

Please contact your previous investment provider to see if additional paperwork is required.



# Transfer/Rollover/Exchange Form

**Instructions:** Use this form to move assets to your Fidelity employer-sponsored retirement account from a previous investment provider. You may also use this form to consolidate multiple employer-sponsored retirement accounts currently at Fidelity. **If you do not have a retirement account with Fidelity, you must also complete an Account Application/Enrollment Form or, when available, enroll online at [www.mysavingsatwork.com](http://www.mysavingsatwork.com).** If your current employer does not offer a retirement plan record kept by Fidelity, your employer needs to establish a retirement plan prior to your vendor or contract exchange or rollover to a Fidelity account. An incomplete form may delay the processing of your request. Use a separate form for each investment provider.

Unless otherwise instructed by your employer, please return this vendor or contract exchange/rollover form in the postage-paid envelope provided **OR**

Return to:  
Fidelity Investments  
P.O. Box 770002  
Cincinnati, OH 45277-0090

If you are sending this using an overnight delivery service, please send to this address:  
Fidelity Investments  
100 Crosby Parkway, Mailzone KC1E  
Covington, KY 41015

**Questions?** Call Fidelity Investments at 1-800-343-0860 or, for the hearing impaired, (TTY) 1-800-259-9743, Monday through Friday, 8 a.m. to midnight Eastern time (except for New York Stock Exchange holidays), for assistance with completing this form.

## 1. YOUR INFORMATION

Please use a **black pen** and print clearly in **CAPITAL LETTERS**.

Social Security #: --  
Date of Birth: --  
First Name:   
Last Name:   
Mailing Address:   
City:  State:   
Zip:   
Daytime Phone: -- Evening Phone: --  
E-mail:

## 2. INVESTMENT PROVIDER YOU ARE MOVING MONEY FROM

Name of investment provider you are moving money from:   
(e.g., VALIC, TIAA-CREF, Vanguard, ING, Lincoln)

Please include a copy of your most recent account statement from your investment provider.

Provider Street Address:   
City:  State:   
Zip:   
Provider Phone: -- Ext:

Please contact your previous investment provider to see if additional paperwork is required. Use a separate form for each investment provider.

### 3. ACCOUNT(S) OR CONTRACT(S) TO MOVE

Please provide information about the account(s)/contract(s) you wish to move to Fidelity. If no account or contract numbers are provided, we will use your Social Security or U.S. Tax ID number to request the assets to be moved. Please make additional copies of this page and the next page if you have more than two accounts/contracts to move.

#### 3A. FIRST ACCOUNT (if more than one account, please complete section 3B in addition to section 3A).

1. Account/Contract #:

and Type:  403(b)  Include Roth 403(b) balance  401(a)/(k)  Include Roth 401(k) balance  
(select one)  457(b) governmental  IRA

2. Please check the box that most accurately reflects the transaction that you are requesting. Note that your selection will dictate how we process this transaction. Please read Section 3 of the instructions for more details.

The Same Employer as my Employer Plan with Fidelity.

A Previous Employer. For 403(b) and 401(a)/(k) plans.

Previous Employer Name:

A Rollover IRA.

A Traditional IRA or SEP IRA.

3. Liquidation Amount  Full Liquidation/100%  Partial Liquidation   % OR \$   
(select one)

Unless otherwise specified, I request the current investment provider to liquidate 100% of my account.

#### 3B. SECOND ACCOUNT (if applicable).

1. Account/Contract #:

and Type:  403(b)  Include Roth 403(b) balance  401(a)/(k)  Include Roth 401(k) balance  
(select one)  457(b) governmental  IRA

2. Please check the box that most accurately reflects the transaction that you are requesting. Note that your selection will dictate how we process this transaction. Please read Section 3 of the instructions for more details.

The Same Employer as my Employer Plan with Fidelity.

A Previous Employer. For 403(b) and 401(a)/(k) plans.

Previous Employer Name:

A Rollover IRA.

A Traditional IRA or SEP IRA.

3. Liquidation Amount  Full Liquidation/100%  Partial Liquidation   % OR \$   
(select one)

Unless otherwise specified, I request the current investment provider to liquidate 100% of my account.



## 4. YOUR FIDELITY ACCOUNT INFORMATION

If you do not have a retirement account through Fidelity for the employer listed below, or you do not know the plan number or type, please contact Fidelity at 1-800-343-0860.

**Employer sponsoring your Fidelity retirement account:**

(This name appears on your Fidelity statement, or in your enrollment paperwork.)

City and State of Employer:

Are you still employed with this Employer?  Yes  No

### 4A. Fidelity Account Information for 3A.

Plan Type:  403(b)  401(a)/(k)  457(b) governmental

and Plan Number (if known)





### 4B. Fidelity Account Information for 3B.

Plan Type:  403(b)  401(a)/(k)  457(b) governmental

and Plan Number (if known)





If there is a discrepancy between plan type and plan number, the plan type selected will be used.

## 5. INVESTMENT INSTRUCTIONS

Would you like the assets invested in your current investment selection?

Yes

If no, specify below:

Fund Name(s):





OR

Fund Code:











Percentage:




%
  




%
  




%
  




%

Total = 100%

If no investment options are selected, if your investment instructions are incomplete, or if the percentages listed exceed 100%, your entire contribution will be defaulted to the investment option specified in the agreement currently in place with Fidelity for the Plan. If you select an invalid fund, the investment percentage for that fund will be defaulted, as described above.

## 6. EMPLOYER PLAN ACCEPTANCE

An authorized signature from the employer that sponsors your Fidelity retirement account may be required. To verify if this section needs to be signed, contact your Human Resources office or Fidelity at 1-800-343-0860.

Employer Authorized Signature:

Date:







Employer Authorized Printed Name:

## 7. YOUR SIGNATURE

By signing this form:

- I hereby direct the investment provider identified on this form in Section 2 to liquidate the designated amount of the account(s) listed on this form, and to release the proceeds to my account under my employer's plan, except to the extent my current employer or any of my former employers prohibit such release. In the event of such prohibition, I hereby direct said investment provider to retain the portion of my account(s) that cannot be released in a separate account or contract and to release the remainder.
- I hereby agree to the terms and conditions stated in this form, including the instructions, and certify that I am requesting a vendor or contract exchange, in-plan transfer, or rollover, of my retirement plan assets in accordance with applicable IRS and plan rules.
- I certify under the penalties of perjury that my Social Security or U.S. Tax Identification number on this form is correct.
- I certify that the information provided on this form is true, accurate, and complete to the best of my knowledge.
- I acknowledge that I have read the prospectus(es) for any mutual fund in which I invest and agree to the terms.
- I hereby agree that if my assets will be sent to Fidelity in installments, the first installment may be invested according to my instructions on this form. All subsequent installment payments as well as any residual balances not received within 30 days will be invested according to the investment elections currently in place with Fidelity for the Plan at the time my assets are received by Fidelity.

### For 403(b)-to-403(b) vendor or contract exchanges

- I understand that any balances I am exchanging from a 403(b)(1) annuity into a 403(b)(7) custodial account may be subject to more restrictive withdrawal provisions.
- I understand that if I exchange a contribution source that is not allowed by the Plan, the value associated with the unacceptable source will be returned to the investment provider named in Section 2.
- I direct Fidelity to treat all monies as pretax contributions made subsequent to 12/31/1988 unless my prior investment provider provides Fidelity with account balances as of 12/31/1988 and post-1988 salary reduction contributions.
- I direct Fidelity to treat the entire balances as subject to minimum distribution requirements unless my prior investment provider provides Fidelity with account balances as of 12/31/1986.
- I direct Fidelity to allocate the entire balance to the most restrictive source in the current employer's plan unless my prior investment provider provides Fidelity with the sources of the exchanged amount under the previous plan.

Your Signature:

Date:

Use this envelope only for the rollover contribution application.  
Please remove envelope from book here. ▼




NO POSTAGE  
NECESSARY  
IF MAILED  
IN THE  
UNITED  
STATES

**BUSINESS REPLY MAIL**

FIRST-CLASS MAIL PERMIT NO 19203 CINCINNATI OH

POSTAGE WILL BE PAID BY ADDRESSEE

FIDELITY INVESTMENTS  
P.O. BOX 5000  
CINCINNATI, OH 45273-8686



Peel off this strip to open envelope pocket

0000100100001

0000100100001

The investment options available through the Plan reserve the right to modify or withdraw the exchange privilege.

This document provides only a summary of the main features of Michigan Tech 457(b) Plan and the Plan Document will govern in the event of discrepancies.

The Plan is intended to be a participant-directed plan as described in Section 404(c) of ERISA, which means that fiduciaries of the Plan are ordinarily relieved of liability for any losses that are the direct and necessary result of investment instructions given by a participant or beneficiary.

© 2013 FMR LLC

**MichiganTech**

Fidelity Investments  
P. O. Box 145429  
Cincinnati, OH 45250-5429

Turn here®



Fidelity Brokerage Services LLC, Member NYSE, SIPC, 900 Salem Street, Smithfield, RI 02917  
567330.14.812

4.NVCP0817130100\_C

00001001\_E\_000001\_ABC123