

Michigan Technological University (online) (2014 Other)

SIUC/Core Institute
374 East Grand Avenue
(618) 453-4420
Carbondale, IL 62901

Consortium Number =
Institution Number = 1445
Number of Surveys = 708

Cross-tabulation Report
Core Alcohol and Drug Survey - Long Form

Thursday, May 08, 2014
Page 1 of 53

1. Classification

	Male		Female		Unknown		Total	
	Freq.	Pct.	Freq.	Pct.	Freq.	Pct.	Freq.	Pct.
01 Freshman	73	16	46	19	0	0	119	16.9
02 Sophomore	68	15	46	19	0	0	114	16.2
03 Junior	101	22	52	21	1	100	154	21.9
04 Senior	109	24	56	23	0	0	165	23.5
05 Grad/professional	100	22	40	16	0	0	140	19.9
06 Not seeking a degree	3	1	3	1	0	0	6	0.9
07 Other	5	1	0	0	0	0	5	0.7
Valid responses =	459	65	243	35	1	0	703	99.3

Invalid responses include no response or multiple responses.

2. Age

	Male		Female		Unknown		Total	
	Freq.	Pct.	Freq.	Pct.	Freq.	Pct.	Freq.	Pct.
17	1	0	2	1	0	0	3	0.4
18	22	5	20	8	0	0	42	6.0
19	82	18	46	19	0	0	128	18.3
20	71	16	51	21	0	0	122	17.4
21	76	17	34	14	0	0	110	15.7
22	64	14	31	13	0	0	95	13.6
23	31	7	15	6	0	0	46	6.6
24	26	6	11	5	0	0	37	5.3
25	19	4	5	2	0	0	24	3.4
26	10	2	4	2	0	0	14	2.0
27	10	2	4	2	0	0	14	2.0
28	6	1	3	1	0	0	9	1.3
29	5	1	3	1	0	0	8	1.1
30	7	2	2	1	0	0	9	1.3
31	4	1	2	1	0	0	6	0.9
32	6	1	0	0	0	0	6	0.9
33	3	1	1	0	0	0	4	0.6
34	2	0	0	0	0	0	2	0.3
35	4	1	0	0	0	0	4	0.6
36	0	0	1	0	0	0	1	0.1
37	3	1	2	1	0	0	5	0.7
38	0	0	1	0	0	0	1	0.1
39	0	0	1	0	0	0	1	0.1
41	1	0	0	0	0	0	1	0.1
45	0	0	2	1	0	0	2	0.3
46	1	0	0	0	0	0	1	0.1
49	1	0	0	0	0	0	1	0.1
52	0	0	1	0	0	0	1	0.1
55	1	0	1	0	0	0	2	0.3
56	1	0	0	0	0	0	1	0.1
Valid responses =	457	65	243	35	0	0	700	98.9

Invalid responses include no response or multiple responses.

3. Ethnic origin

	Male		Female		Unknown		Total	
	Freq.	Pct.	Freq.	Pct.	Freq.	Pct.	Freq.	Pct.
01 American Indian/Alaskan Native	2	0	3	1	0	0	5	0.7
02 Hispanic	9	2	7	3	0	0	16	2.3
03 Asian/Pacific Islander	56	12	15	6	0	0	71	10.1
04 White (non-Hispanic)	375	82	207	85	0	0	582	82.9
05 Black (non-Hispanic)	5	1	4	2	0	0	9	1.3
06 Other	12	3	7	3	0	0	19	2.7
Valid responses =	459	65	243	35	0	0	702	99.2

Invalid responses include no response or multiple responses.

4. Marital status

	Male		Female		Unknown		Total		
	Freq.	Pct.	Freq.	Pct.	Freq.	Pct.	Freq.	Pct.	
01 Single	418	91	224	92	0	0	642	91.3	
02 Married	39	8	18	7	0	0	57	8.1	
03 Separated	0	0	0	0	0	0	0	0.0	
04 Divorced	3	1	1	0	0	0	4	0.6	
05 Widowed	0	0	0	0	0	0	0	0.0	
Valid responses =	460	65	243	35	0	0	703	99.3	

Invalid responses include no response or multiple responses.

5. Gender

	Male		Female		Unknown		Total		
	Freq.	Pct.	Freq.	Pct.	Freq.	Pct.	Freq.	Pct.	
01 Male	460	100	0	0	0	0	460	65.4	
02 Female	0	0	243	100	0	0	243	34.6	
Valid responses =	460	65	243	35	0	0	703	99.3	

Invalid responses include no response or multiple responses.

6. Is your current residence as a student

	Male		Female		Unknown		Total		
	Freq.	Pct.	Freq.	Pct.	Freq.	Pct.	Freq.	Pct.	
01 On-campus	193	42	98	40	0	0	291	41.5	
02 Off-campus	267	58	144	60	0	0	411	58.5	
Valid responses =	460	66	242	34	0	0	702	99.2	

Invalid responses include no response or multiple responses.

7. Are you working

	Male		Female		Unknown		Total		
	Freq.	Pct.	Freq.	Pct.	Freq.	Pct.	Freq.	Pct.	
01 Yes, full-time	41	9	23	10	0	0	64	9.1	
02 Yes, part-time	171	37	119	49	0	0	290	41.4	
03 No	246	54	100	41	0	0	346	49.4	
Valid responses =	458	65	242	35	0	0	700	98.9	

Invalid responses include no response or multiple responses.

8A. Living arrangements (Where)

	Male		Female		Unknown		Total		
	Freq.	Pct.	Freq.	Pct.	Freq.	Pct.	Freq.	Pct.	
01 House/apartment/etc.	287	63	145	60	0	0	432	61.5	
02 Residence hall	141	31	80	33	0	0	221	31.5	
03 Approved housing	2	0	3	1	0	0	5	0.7	
04 Fraternity or sorority	23	5	13	5	0	0	36	5.1	
05 Other	6	1	2	1	0	0	8	1.1	
Valid responses =	459	65	243	35	0	0	702	99.2	

Invalid responses include no response or multiple responses.

8B. Living arrangements (With whom)

	Male		Female		Unknown		Total		
	Freq.	Pct.	Freq.	Pct.	Freq.	Pct.	Freq.	Pct.	
01 With roommate(s)	366	80	191	79	0	0	557	78.7	
02 Alone	39	8	25	10	0	0	64	9.0	
03 With parent(s)	17	4	11	5	0	0	28	4.0	
04 With spouse	33	7	15	6	0	0	48	6.8	
05 With children	14	3	12	5	0	0	26	3.7	
06 Other	11	2	4	2	0	0	15	2.1	

Valid responses = all responses and blanks: since multiple responses were possible, more than 100% may be indicated.

9. Approximate cumulative grade point average

	Male		Female		Unknown		Total	
	Freq.	Pct.	Freq.	Pct.	Freq.	Pct.	Freq.	Pct.
01 F	1	0	0	0	0	0	1	0.1
02 D-	0	0	0	0	0	0	0	0.0
03 D	3	1	2	1	0	0	5	0.7
04 D+	5	1	0	0	0	0	5	0.7
05 C-	0	0	4	2	0	0	4	0.6
06 C	26	6	13	5	0	0	39	5.6
07 C+	31	7	16	7	0	0	47	6.7
08 B-	53	12	19	8	0	0	72	10.3
09 B	82	18	30	12	0	0	112	16.0
10 B+	49	11	25	10	0	0	74	10.6
11 A-	83	18	61	25	0	0	144	20.6
12 A	94	21	62	26	0	0	156	22.3
13 A+	28	6	11	5	0	0	39	5.6
Valid responses =	455	65	243	35	0	0	698	98.6

Invalid responses include no response or multiple responses.

10a. Some students have indicated that alcohol or drug use at parties they attend in and around campus reduces their enjoyment, often leads to negative situations, and therefore, they would rather not have alcohol and drugs available and used. Other students have indicated that alcohol and drug use at parties increases their enjoyment, often leads to positive situations, and therefore, they would rather have alcohol and drugs available and used. Which of these is closest to your own view?

With regard to drugs

	Male		Female		Unknown		Total	
	Freq.	Pct.	Freq.	Pct.	Freq.	Pct.	Freq.	Pct.
01 have available	73	16	32	13	0	0	105	15.1
02 not have available	381	84	210	87	0	0	591	84.9
Valid responses =	454	65	242	35	0	0	696	98.3

Invalid responses include no response or multiple responses.

10b. Some students have indicated that alcohol or drug use at parties they attend in and around campus reduces their enjoyment, often leads to negative situations, and therefore, they would rather not have alcohol and drugs available and used. Other students have indicated that alcohol and drug use at parties increases their enjoyment, often leads to positive situations, and therefore, they would rather have alcohol and drugs available and used. Which of these is closest to your own view?

With regard to alcohol

	Male		Female		Unknown		Total	
	Freq.	Pct.	Freq.	Pct.	Freq.	Pct.	Freq.	Pct.
01 have available	325	72	167	69	0	0	492	70.6
02 not have available	129	28	76	31	0	0	205	29.4
Valid responses =	454	65	243	35	0	0	697	98.4

Invalid responses include no response or multiple responses.

11. Student status

	Male		Female		Unknown		Total	
	Freq.	Pct.	Freq.	Pct.	Freq.	Pct.	Freq.	Pct.
01 Full-time (12+ credits)	425	93	212	88	0	0	637	91.0
02 Part-time (1-11 credits)	33	7	30	12	0	0	63	9.0
Valid responses =	458	65	242	35	0	0	700	98.9

Invalid responses include no response or multiple responses.

12a. Campus situation on alcohol and drugs

a. Does your campus have alcohol and drug policies

	Male		Female		Unknown		Total		
	Freq.	Pct.	Freq.	Pct.	Freq.	Pct.	Freq.	Pct.	
01 Yes	430	94	231	95	0	0	661	94.3	
02 No	2	0	1	0	0	0	3	0.4	
03 Don't Know	27	6	10	4	0	0	37	5.3	
Valid responses =	459	65	242	35	0	0	701	99.0	

Invalid responses include no response or multiple responses.

12b. Campus situation on alcohol and drugs

b. If so, are they enforced

	Male		Female		Unknown		Total		
	Freq.	Pct.	Freq.	Pct.	Freq.	Pct.	Freq.	Pct.	
01 Yes	308	72	152	66	0	0	460	69.6	
02 No	39	9	24	10	0	0	63	9.5	
03 Don't Know	83	19	55	24	0	0	138	20.9	
Valid responses =	430	65	231	35	0	0	661	93.4	

Invalid responses include no response or multiple responses.

12c. Campus situation on alcohol and drugs

c. Does your campus have a drug and alcohol prevention program

	Male		Female		Unknown		Total		
	Freq.	Pct.	Freq.	Pct.	Freq.	Pct.	Freq.	Pct.	
01 Yes	267	58	138	57	0	0	405	57.9	
02 No	6	1	6	2	0	0	12	1.7	
03 Don't Know	184	40	98	40	0	0	282	40.3	
Valid responses =	457	65	242	35	0	0	699	98.7	

Invalid responses include no response or multiple responses.

12d. Campus situation on alcohol and drugs

d. Do you believe your campus is concerned about the prevention of drug and alcohol use

	Male		Female		Unknown		Total		
	Freq.	Pct.	Freq.	Pct.	Freq.	Pct.	Freq.	Pct.	
01 Yes	333	73	189	78	0	0	522	74.6	
02 No	55	12	27	11	0	0	82	11.7	
03 Don't Know	70	15	26	11	0	0	96	13.7	
Valid responses =	458	65	242	35	0	0	700	98.9	

Invalid responses include no response or multiple responses.

12e. Campus situation on alcohol and drugs

e. Are you actively involved in efforts to prevent drug and alcohol use problems on your campus

	Male		Female		Unknown		Total		
	Freq.	Pct.	Freq.	Pct.	Freq.	Pct.	Freq.	Pct.	
01 Yes	49	11	25	10	0	0	74	10.6	
02 No	409	89	217	90	0	0	626	89.4	
Valid responses =	458	65	242	35	0	0	700	98.9	

Invalid responses include no response or multiple responses.

Michigan Technological University (online) (2014 Other)

SIUC/Core Institute
374 East Grand Avenue
(618) 453-4420
Carbondale, IL 62901

Consortium Number =
Institution Number = 1445
Number of Surveys = 708

13. Place of permanent residence

	Male		Female		Unknown		Total		
	Freq.	Pct.	Freq.	Pct.	Freq.	Pct.	Freq.	Pct.	
01 In-state	296	65	171	70	0	0	467	66.6	
02 USA, out of state	100	22	55	23	0	0	155	22.1	
03 Other country	62	14	17	7	0	0	79	11.3	
Valid responses =	458	65	243	35	0	0	701	99.0	

Invalid responses include no response or multiple responses.

14. Think back over the last two weeks. How many times have you had five or more drinks at a sitting

	Male		Female		Unknown		Total		
	Freq.	Pct.	Freq.	Pct.	Freq.	Pct.	Freq.	Pct.	
01 None	268	59	151	62	0	0	419	59.8	
02 Once	73	16	48	20	0	0	121	17.3	
03 Twice	48	10	26	11	0	0	74	10.6	
04 3 to 5 times	49	11	16	7	0	0	65	9.3	
05 6 to 9 times	15	3	2	1	0	0	17	2.4	
06 10 or more times	5	1	0	0	0	0	5	0.7	
Valid responses =	458	65	243	35	0	0	701	99.0	

Invalid responses include no response or multiple responses.

15. Average # of drinks you consume a week

	Male		Female		Unknown		Total		
	Freq.	Pct.	Freq.	Pct.	Freq.	Pct.	Freq.	Pct.	
00	180	40	103	42	0	0	283	40.6	
01	57	13	31	13	0	0	88	12.6	
02	36	8	28	12	0	0	64	9.2	
03	32	7	23	9	0	0	55	7.9	
04	23	5	11	5	0	0	34	4.9	
05	25	6	15	6	0	0	40	5.7	
06	9	2	7	3	0	0	16	2.3	
07	7	2	8	3	0	0	15	2.2	
08	9	2	7	3	0	0	16	2.3	
09	2	0	0	0	0	0	2	0.3	
10	22	5	9	4	0	0	31	4.4	
11	0	0	1	0	0	0	1	0.1	
12	8	2	0	0	0	0	8	1.1	
13	2	0	0	0	0	0	2	0.3	
14	2	0	0	0	0	0	2	0.3	
15	14	3	0	0	0	0	14	2.0	
16	1	0	0	0	0	0	1	0.1	
18	2	0	0	0	0	0	2	0.3	
20	6	1	0	0	0	0	6	0.9	
21	2	0	0	0	0	0	2	0.3	
22	1	0	0	0	0	0	1	0.1	
25	2	0	0	0	0	0	2	0.3	
30	7	2	0	0	0	0	7	1.0	
35	3	1	0	0	0	0	3	0.4	
45	1	0	0	0	0	0	1	0.1	
60	1	0	0	0	0	0	1	0.1	
Valid responses =	454	65	243	35	0	0	697	98.4	

Invalid responses include no response or multiple responses.

	Mean	Std Dev
Male	4.2313	7.2042
Female	2.1811	2.7709
Overall	3.5165	6.1160

Michigan Technological University (online) (2014 Other)

SIUC/Core Institute
374 East Grand Avenue
(618) 453-4420
Carbondale, IL 62901

Consortium Number =
Institution Number = 1445
Number of Surveys = 708

Cross-tabulation Report
Core Alcohol and Drug Survey - Long Form

Thursday, May 08, 2014
Page 6 of 53

16a. At what age did you first use tobacco (smoke, chew, snuff)

	Male		Female		Unknown		Total		
	Freq.	Pct.	Freq.	Pct.	Freq.	Pct.	Freq.	Pct.	
01 Never	250	55	181	75	0	0	431	61.7	
02 Under 10	3	1	0	0	0	0	3	0.4	
03 10 - 11	0	0	3	1	0	0	3	0.4	
04 12 - 13	11	2	3	1	0	0	14	2.0	
05 14 - 15	24	5	2	1	0	0	26	3.7	
06 16 - 17	59	13	13	5	0	0	72	10.3	
07 18 - 20	87	19	32	13	0	0	119	17.0	
08 21 - 25	20	4	8	3	0	0	28	4.0	
09 26+	2	0	0	0	0	0	2	0.3	
Valid responses =	456	65	242	35	0	0	698	98.6	

Invalid responses include no response or multiple responses.

16b. At what age did you first use alcohol (beer, wine, liquor)

	Male		Female		Unknown		Total		
	Freq.	Pct.	Freq.	Pct.	Freq.	Pct.	Freq.	Pct.	
01 Never	95	21	50	21	0	0	145	20.8	
02 Under 10	3	1	1	0	0	0	4	0.6	
03 10 - 11	3	1	0	0	0	0	3	0.4	
04 12 - 13	15	3	5	2	0	0	20	2.9	
05 14 - 15	43	9	17	7	0	0	60	8.6	
06 16 - 17	74	16	49	20	0	0	123	17.6	
07 18 - 20	151	33	89	37	0	0	240	34.4	
08 21 - 25	68	15	27	11	0	0	95	13.6	
09 26+	4	1	4	2	0	0	8	1.1	
Valid responses =	456	65	242	35	0	0	698	98.6	

Invalid responses include no response or multiple responses.

16c. At what age did you first use marijuana (pot, hash, hash oil)

	Male		Female		Unknown		Total		
	Freq.	Pct.	Freq.	Pct.	Freq.	Pct.	Freq.	Pct.	
01 Never	304	67	163	67	0	0	467	67.0	
02 Under 10	1	0	1	0	0	0	2	0.3	
03 10 - 11	0	0	1	0	0	0	1	0.1	
04 12 - 13	4	1	1	0	0	0	5	0.7	
05 14 - 15	17	4	5	2	0	0	22	3.2	
06 16 - 17	46	10	19	8	0	0	65	9.3	
07 18 - 20	66	15	39	16	0	0	105	15.1	
08 21 - 25	14	3	12	5	0	0	26	3.7	
09 26+	3	1	1	0	0	0	4	0.6	
Valid responses =	455	65	242	35	0	0	697	98.4	

Invalid responses include no response or multiple responses.

16d. At what age did you first use cocaine (crack, rock, freebase)

	Male		Female		Unknown		Total		
	Freq.	Pct.	Freq.	Pct.	Freq.	Pct.	Freq.	Pct.	
01 Never	436	96	238	99	0	0	674	97.0	
02 Under 10	1	0	0	0	0	0	1	0.1	
03 10 - 11	0	0	1	0	0	0	1	0.1	
04 12 - 13	1	0	0	0	0	0	1	0.1	
05 14 - 15	0	0	0	0	0	0	0	0.0	
06 16 - 17	3	1	1	0	0	0	4	0.6	
07 18 - 20	7	2	0	0	0	0	7	1.0	
08 21 - 25	6	1	1	0	0	0	7	1.0	
09 26+	0	0	0	0	0	0	0	0.0	
Valid responses =	454	65	241	35	0	0	695	98.2	

Invalid responses include no response or multiple responses.

Michigan Technological University (online) (2014 Other)

SIUC/Core Institute
374 East Grand Avenue
(618) 453-4420
Carbondale, IL 62901

Consortium Number =
Institution Number = 1445
Number of Surveys = 708

Cross-tabulation Report
Core Alcohol and Drug Survey - Long Form

Thursday, May 08, 2014
Page 7 of 53

16e. At what age did you first use amphetamines (diet pills, speed)

	Male		Female		Unknown		Total		
	Freq.	Pct.	Freq.	Pct.	Freq.	Pct.	Freq.	Pct.	
01 Never	427	94	224	93	0	0	651	93.5	
02 Under 10	0	0	0	0	0	0	0	0.0	
03 10 - 11	0	0	1	0	0	0	1	0.1	
04 12 - 13	0	0	0	0	0	0	0	0.0	
05 14 - 15	1	0	2	1	0	0	3	0.4	
06 16 - 17	6	1	7	3	0	0	13	1.9	
07 18 - 20	12	3	6	2	0	0	18	2.6	
08 21 - 25	6	1	2	1	0	0	8	1.1	
09 26+	2	0	0	0	0	0	2	0.3	
Valid responses =	454	65	242	35	0	0	696	98.3	

Invalid responses include no response or multiple responses.

16f. At what age did you first use sedatives (downers, ludes)

	Male		Female		Unknown		Total		
	Freq.	Pct.	Freq.	Pct.	Freq.	Pct.	Freq.	Pct.	
01 Never	441	97	229	95	0	0	670	96.1	
02 Under 10	0	0	0	0	0	0	0	0.0	
03 10 - 11	0	0	0	0	0	0	0	0.0	
04 12 - 13	1	0	0	0	0	0	1	0.1	
05 14 - 15	0	0	2	1	0	0	2	0.3	
06 16 - 17	5	1	7	3	0	0	12	1.7	
07 18 - 20	5	1	1	0	0	0	6	0.9	
08 21 - 25	3	1	2	1	0	0	5	0.7	
09 26+	0	0	1	0	0	0	1	0.1	
Valid responses =	455	65	242	35	0	0	697	98.4	

Invalid responses include no response or multiple responses.

16g. At what age did you first use hallucinogens (LSD, PCP)

	Male		Female		Unknown		Total		
	Freq.	Pct.	Freq.	Pct.	Freq.	Pct.	Freq.	Pct.	
01 Never	427	94	232	97	0	0	659	94.8	
02 Under 10	0	0	1	0	0	0	1	0.1	
03 10 - 11	0	0	1	0	0	0	1	0.1	
04 12 - 13	0	0	0	0	0	0	0	0.0	
05 14 - 15	1	0	0	0	0	0	1	0.1	
06 16 - 17	4	1	0	0	0	0	4	0.6	
07 18 - 20	19	4	5	2	0	0	24	3.5	
08 21 - 25	4	1	1	0	0	0	5	0.7	
09 26+	0	0	0	0	0	0	0	0.0	
Valid responses =	455	65	240	35	0	0	695	98.2	

Invalid responses include no response or multiple responses.

16h. At what age did you first use opiates (heroin, smack, horse)

	Male		Female		Unknown		Total		
	Freq.	Pct.	Freq.	Pct.	Freq.	Pct.	Freq.	Pct.	
01 Never	449	98	239	100	0	0	688	98.9	
02 Under 10	0	0	0	0	0	0	0	0.0	
03 10 - 11	0	0	0	0	0	0	0	0.0	
04 12 - 13	0	0	0	0	0	0	0	0.0	
05 14 - 15	0	0	1	0	0	0	1	0.1	
06 16 - 17	2	0	0	0	0	0	2	0.3	
07 18 - 20	4	1	0	0	0	0	4	0.6	
08 21 - 25	1	0	0	0	0	0	1	0.1	
09 26+	0	0	0	0	0	0	0	0.0	
Valid responses =	456	66	240	34	0	0	696	98.3	

Invalid responses include no response or multiple responses.

Michigan Technological University (online) (2014 Other)

SIUC/Core Institute
374 East Grand Avenue
(618) 453-4420
Carbondale, IL 62901

Consortium Number =
Institution Number = 1445
Number of Surveys = 708

Cross-tabulation Report
Core Alcohol and Drug Survey - Long Form

Thursday, May 08, 2014
Page 8 of 53

16i. At what age did you first use inhalants (glue, solvents, gas)

	Male		Female		Unknown		Total		
	Freq.	Pct.	Freq.	Pct.	Freq.	Pct.	Freq.	Pct.	
01 Never	448	98	238	99	0	0	686	98.4	
02 Under 10	0	0	1	0	0	0	1	0.1	
03 10 - 11	1	0	0	0	0	0	1	0.1	
04 12 - 13	0	0	0	0	0	0	0	0.0	
05 14 - 15	1	0	0	0	0	0	1	0.1	
06 16 - 17	4	1	1	0	0	0	5	0.7	
07 18 - 20	2	0	1	0	0	0	3	0.4	
08 21 - 25	0	0	0	0	0	0	0	0.0	
09 26+	0	0	0	0	0	0	0	0.0	
Valid responses =	456	65	241	35	0	0	697	98.4	

Invalid responses include no response or multiple responses.

16j. At what age did you first use designer drugs (ecstasy, MDMA)

	Male		Female		Unknown		Total		
	Freq.	Pct.	Freq.	Pct.	Freq.	Pct.	Freq.	Pct.	
01 Never	433	95	229	95	0	0	662	95.1	
02 Under 10	0	0	0	0	0	0	0	0.0	
03 10 - 11	0	0	1	0	0	0	1	0.1	
04 12 - 13	0	0	0	0	0	0	0	0.0	
05 14 - 15	0	0	0	0	0	0	0	0.0	
06 16 - 17	4	1	1	0	0	0	5	0.7	
07 18 - 20	16	4	9	4	0	0	25	3.6	
08 21 - 25	2	0	1	0	0	0	3	0.4	
09 26+	0	0	0	0	0	0	0	0.0	
Valid responses =	455	65	241	35	0	0	696	98.3	

Invalid responses include no response or multiple responses.

16k. At what age did you first use steroids

	Male		Female		Unknown		Total		
	Freq.	Pct.	Freq.	Pct.	Freq.	Pct.	Freq.	Pct.	
01 Never	450	100	242	100	0	0	692	99.7	
02 Under 10	0	0	0	0	0	0	0	0.0	
03 10 - 11	0	0	0	0	0	0	0	0.0	
04 12 - 13	0	0	0	0	0	0	0	0.0	
05 14 - 15	0	0	0	0	0	0	0	0.0	
06 16 - 17	0	0	0	0	0	0	0	0.0	
07 18 - 20	1	0	0	0	0	0	1	0.1	
08 21 - 25	1	0	0	0	0	0	1	0.1	
09 26+	0	0	0	0	0	0	0	0.0	
Valid responses =	452	65	242	35	0	0	694	98.0	

Invalid responses include no response or multiple responses.

16l. At what age did you first use other illegal drugs

	Male		Female		Unknown		Total		
	Freq.	Pct.	Freq.	Pct.	Freq.	Pct.	Freq.	Pct.	
01 Never	442	97	238	98	0	0	680	97.4	
02 Under 10	0	0	0	0	0	0	0	0.0	
03 10 - 11	0	0	0	0	0	0	0	0.0	
04 12 - 13	0	0	0	0	0	0	0	0.0	
05 14 - 15	1	0	1	0	0	0	2	0.3	
06 16 - 17	3	1	0	0	0	0	3	0.4	
07 18 - 20	7	2	3	1	0	0	10	1.4	
08 21 - 25	3	1	0	0	0	0	3	0.4	
09 26+	0	0	0	0	0	0	0	0.0	
Valid responses =	456	65	242	35	0	0	698	98.6	

Invalid responses include no response or multiple responses.

Michigan Technological University (online) (2014 Other)

SIUC/Core Institute
374 East Grand Avenue
(618) 453-4420
Carbondale, IL 62901

Consortium Number =
Institution Number = 1445
Number of Surveys = 708

Cross-tabulation Report
Core Alcohol and Drug Survey - Long Form

Thursday, May 08, 2014
Page 9 of 53

17a. Within the last year about how often have you used tobacco (smoke, chew, snuff)

	Male		Female		Unknown		Total	
	Freq.	Pct.	Freq.	Pct.	Freq.	Pct.	Freq.	Pct.
01 Never	300	66	202	84	0	0	502	72.3
02 Once/year	35	8	13	5	0	0	48	6.9
03 6 times/year	36	8	11	5	0	0	47	6.8
04 Once/month	17	4	3	1	0	0	20	2.9
05 Twice/month	11	2	1	0	0	0	12	1.7
06 Once/week	9	2	2	1	0	0	11	1.6
07 3 times/week	8	2	2	1	0	0	10	1.4
08 5 times/week	9	2	3	1	0	0	12	1.7
09 Every day	28	6	4	2	0	0	32	4.6
Valid responses =	453	65	241	35	0	0	694	98.0

Invalid responses include no response or multiple responses.

17b. Within the last year about how often have you used alcohol (beer, wine, liquor)

	Male		Female		Unknown		Total	
	Freq.	Pct.	Freq.	Pct.	Freq.	Pct.	Freq.	Pct.
01 Never	106	23	54	22	0	0	160	23.0
02 Once/year	31	7	10	4	0	0	41	5.9
03 6 times/year	38	8	25	10	0	0	63	9.0
04 Once/month	29	6	23	10	0	0	52	7.5
05 Twice/month	47	10	42	17	0	0	89	12.8
06 Once/week	95	21	56	23	0	0	151	21.7
07 3 times/week	76	17	24	10	0	0	100	14.3
08 5 times/week	28	6	7	3	0	0	35	5.0
09 Every day	5	1	1	0	0	0	6	0.9
Valid responses =	455	65	242	35	0	0	697	98.4

Invalid responses include no response or multiple responses.

17c. Within the last year about how often have you used marijuana (pot, hash, hash oil)

	Male		Female		Unknown		Total	
	Freq.	Pct.	Freq.	Pct.	Freq.	Pct.	Freq.	Pct.
01 Never	355	78	189	79	0	0	544	78.5
02 Once/year	42	9	29	12	0	0	71	10.2
03 6 times/year	19	4	8	3	0	0	27	3.9
04 Once/month	8	2	2	1	0	0	10	1.4
05 Twice/month	8	2	2	1	0	0	10	1.4
06 Once/week	4	1	1	0	0	0	5	0.7
07 3 times/week	4	1	5	2	0	0	9	1.3
08 5 times/week	3	1	3	1	0	0	6	0.9
09 Every day	10	2	1	0	0	0	11	1.6
Valid responses =	453	65	240	35	0	0	693	97.9

Invalid responses include no response or multiple responses.

17d. Within the last year about how often have you used cocaine (crack, rock, freebase)

	Male		Female		Unknown		Total	
	Freq.	Pct.	Freq.	Pct.	Freq.	Pct.	Freq.	Pct.
01 Never	446	98	239	99	0	0	685	98.7
02 Once/year	6	1	2	1	0	0	8	1.2
03 6 times/year	0	0	0	0	0	0	0	0.0
04 Once/month	1	0	0	0	0	0	1	0.1
05 Twice/month	0	0	0	0	0	0	0	0.0
06 Once/week	0	0	0	0	0	0	0	0.0
07 3 times/week	0	0	0	0	0	0	0	0.0
08 5 times/week	0	0	0	0	0	0	0	0.0
09 Every day	0	0	0	0	0	0	0	0.0
Valid responses =	453	65	241	35	0	0	694	98.0

Invalid responses include no response or multiple responses.

Michigan Technological University (online) (2014 Other)

SIUC/Core Institute
374 East Grand Avenue
(618) 453-4420
Carbondale, IL 62901

Consortium Number =
Institution Number = 1445
Number of Surveys = 708

Cross-tabulation Report
Core Alcohol and Drug Survey - Long Form

Thursday, May 08, 2014
Page 10 of 53

17e. Within the last year about how often have you used amphetamines (diet pills, speed)

	Male		Female		Unknown		Total		
	Freq.	Pct.	Freq.	Pct.	Freq.	Pct.	Freq.	Pct.	
01 Never	438	96	233	97	0	0	671	96.7	
02 Once/year	3	1	3	1	0	0	6	0.9	
03 6 times/year	2	0	2	1	0	0	4	0.6	
04 Once/month	4	1	0	0	0	0	4	0.6	
05 Twice/month	3	1	0	0	0	0	3	0.4	
06 Once/week	1	0	1	0	0	0	2	0.3	
07 3 times/week	0	0	0	0	0	0	0	0.0	
08 5 times/week	0	0	1	0	0	0	1	0.1	
09 Every day	3	1	0	0	0	0	3	0.4	
Valid responses =	454	65	240	35	0	0	694	98.0	

Invalid responses include no response or multiple responses.

17f. Within the last year about how often have you used sedatives (downers, ludes)

	Male		Female		Unknown		Total		
	Freq.	Pct.	Freq.	Pct.	Freq.	Pct.	Freq.	Pct.	
01 Never	446	99	238	99	0	0	684	99.0	
02 Once/year	1	0	1	0	0	0	2	0.3	
03 6 times/year	0	0	0	0	0	0	0	0.0	
04 Once/month	2	0	0	0	0	0	2	0.3	
05 Twice/month	0	0	2	1	0	0	2	0.3	
06 Once/week	1	0	0	0	0	0	1	0.1	
07 3 times/week	0	0	0	0	0	0	0	0.0	
08 5 times/week	0	0	0	0	0	0	0	0.0	
09 Every day	0	0	0	0	0	0	0	0.0	
Valid responses =	450	65	241	35	0	0	691	97.6	

Invalid responses include no response or multiple responses.

17g. Within the last year about how often have you used hallucinogens (LSD, PCP)

	Male		Female		Unknown		Total		
	Freq.	Pct.	Freq.	Pct.	Freq.	Pct.	Freq.	Pct.	
01 Never	437	97	234	98	0	0	671	97.2	
02 Once/year	10	2	5	2	0	0	15	2.2	
03 6 times/year	3	1	0	0	0	0	3	0.4	
04 Once/month	1	0	0	0	0	0	1	0.1	
05 Twice/month	0	0	0	0	0	0	0	0.0	
06 Once/week	0	0	0	0	0	0	0	0.0	
07 3 times/week	0	0	0	0	0	0	0	0.0	
08 5 times/week	0	0	0	0	0	0	0	0.0	
09 Every day	0	0	0	0	0	0	0	0.0	
Valid responses =	451	65	239	35	0	0	690	97.5	

Invalid responses include no response or multiple responses.

17h. Within the last year about how often have you used opiates (heroin, smack, horse)

	Male		Female		Unknown		Total		
	Freq.	Pct.	Freq.	Pct.	Freq.	Pct.	Freq.	Pct.	
01 Never	451	100	240	99	0	0	691	99.6	
02 Once/year	0	0	1	0	0	0	1	0.1	
03 6 times/year	0	0	0	0	0	0	0	0.0	
04 Once/month	0	0	1	0	0	0	1	0.1	
05 Twice/month	0	0	0	0	0	0	0	0.0	
06 Once/week	0	0	0	0	0	0	0	0.0	
07 3 times/week	1	0	0	0	0	0	1	0.1	
08 5 times/week	0	0	0	0	0	0	0	0.0	
09 Every day	0	0	0	0	0	0	0	0.0	
Valid responses =	452	65	242	35	0	0	694	98.0	

Invalid responses include no response or multiple responses.

Michigan Technological University (online) (2014 Other)

SIUC/Core Institute
374 East Grand Avenue
(618) 453-4420
Carbondale, IL 62901

Consortium Number =
Institution Number = 1445
Number of Surveys = 708

Cross-tabulation Report
Core Alcohol and Drug Survey - Long Form

Thursday, May 08, 2014
Page 11 of 53

17i. Within the last year about how often have you used inhalants (glue, solvents, gas)

	Male		Female		Unknown		Total		
	Freq.	Pct.	Freq.	Pct.	Freq.	Pct.	Freq.	Pct.	
01 Never	449	99	240	100	0	0	689	99.6	
02 Once/year	3	1	0	0	0	0	3	0.4	
03 6 times/year	0	0	0	0	0	0	0	0.0	
04 Once/month	0	0	0	0	0	0	0	0.0	
05 Twice/month	0	0	0	0	0	0	0	0.0	
06 Once/week	0	0	0	0	0	0	0	0.0	
07 3 times/week	0	0	0	0	0	0	0	0.0	
08 5 times/week	0	0	0	0	0	0	0	0.0	
09 Every day	0	0	0	0	0	0	0	0.0	
Valid responses =	452	65	240	35	0	0	692	97.7	

Invalid responses include no response or multiple responses.

17j. Within the last year about how often have you used designer drugs (ecstasy, MDMA)

	Male		Female		Unknown		Total		
	Freq.	Pct.	Freq.	Pct.	Freq.	Pct.	Freq.	Pct.	
01 Never	446	98	234	97	0	0	680	97.8	
02 Once/year	5	1	8	3	0	0	13	1.9	
03 6 times/year	1	0	0	0	0	0	1	0.1	
04 Once/month	1	0	0	0	0	0	1	0.1	
05 Twice/month	0	0	0	0	0	0	0	0.0	
06 Once/week	0	0	0	0	0	0	0	0.0	
07 3 times/week	0	0	0	0	0	0	0	0.0	
08 5 times/week	0	0	0	0	0	0	0	0.0	
09 Every day	0	0	0	0	0	0	0	0.0	
Valid responses =	453	65	242	35	0	0	695	98.2	

Invalid responses include no response or multiple responses.

17k. Within the last year about how often have you used steroids

	Male		Female		Unknown		Total		
	Freq.	Pct.	Freq.	Pct.	Freq.	Pct.	Freq.	Pct.	
01 Never	451	100	242	100	0	0	693	100.0	
02 Once/year	0	0	0	0	0	0	0	0.0	
03 6 times/year	0	0	0	0	0	0	0	0.0	
04 Once/month	0	0	0	0	0	0	0	0.0	
05 Twice/month	0	0	0	0	0	0	0	0.0	
06 Once/week	0	0	0	0	0	0	0	0.0	
07 3 times/week	0	0	0	0	0	0	0	0.0	
08 5 times/week	0	0	0	0	0	0	0	0.0	
09 Every day	0	0	0	0	0	0	0	0.0	
Valid responses =	451	65	242	35	0	0	693	97.9	

Invalid responses include no response or multiple responses.

17l. Within the last year about how often have you used other illegal drugs

	Male		Female		Unknown		Total		
	Freq.	Pct.	Freq.	Pct.	Freq.	Pct.	Freq.	Pct.	
01 Never	450	99	239	99	0	0	689	99.1	
02 Once/year	2	0	2	1	0	0	4	0.6	
03 6 times/year	0	0	1	0	0	0	1	0.1	
04 Once/month	1	0	0	0	0	0	1	0.1	
05 Twice/month	0	0	0	0	0	0	0	0.0	
06 Once/week	0	0	0	0	0	0	0	0.0	
07 3 times/week	0	0	0	0	0	0	0	0.0	
08 5 times/week	0	0	0	0	0	0	0	0.0	
09 Every day	0	0	0	0	0	0	0	0.0	
Valid responses =	453	65	242	35	0	0	695	98.2	

Invalid responses include no response or multiple responses.

Michigan Technological University (online) (2014 Other)

SIUC/Core Institute
374 East Grand Avenue
(618) 453-4420
Carbondale, IL 62901

Consortium Number =
Institution Number = 1445
Number of Surveys = 708

Cross-tabulation Report
Core Alcohol and Drug Survey - Long Form

Thursday, May 08, 2014
Page 12 of 53

18a. During the past 30 days on how many days did you have tobacco (smoke, chew, snuff)

	Male		Female		Unknown		Total		
	Freq.	Pct.	Freq.	Pct.	Freq.	Pct.	Freq.	Pct.	
01 0 days	359	79	222	92	0	0	581	83.8	
02 1-2 days	37	8	9	4	0	0	46	6.6	
03 3-5 days	8	2	3	1	0	0	11	1.6	
04 6-9 days	7	2	0	0	0	0	7	1.0	
05 10-19 days	9	2	3	1	0	0	12	1.7	
06 20-29 days	10	2	0	0	0	0	10	1.4	
07 All 30 days	22	5	4	2	0	0	26	3.8	
Valid responses =	452	65	241	35	0	0	693	97.9	

Invalid responses include no response or multiple responses.

18b. During the past 30 days on how many days did you have alcohol (beer, wine, liquor)

	Male		Female		Unknown		Total		
	Freq.	Pct.	Freq.	Pct.	Freq.	Pct.	Freq.	Pct.	
01 0 days	153	34	78	33	0	0	231	33.5	
02 1-2 days	81	18	57	24	0	0	138	20.0	
03 3-5 days	86	19	46	19	0	0	132	19.2	
04 6-9 days	49	11	39	16	0	0	88	12.8	
05 10-19 days	58	13	16	7	0	0	74	10.7	
06 20-29 days	20	4	4	2	0	0	24	3.5	
07 All 30 days	2	0	0	0	0	0	2	0.3	
Valid responses =	449	65	240	35	0	0	689	97.3	

Invalid responses include no response or multiple responses.

18c. During the past 30 days on how many days did you have marijuana (pot, hash, hash oil)

	Male		Female		Unknown		Total		
	Freq.	Pct.	Freq.	Pct.	Freq.	Pct.	Freq.	Pct.	
01 0 days	409	91	218	91	0	0	627	91.3	
02 1-2 days	16	4	11	5	0	0	27	3.9	
03 3-5 days	5	1	1	0	0	0	6	0.9	
04 6-9 days	2	0	4	2	0	0	6	0.9	
05 10-19 days	5	1	2	1	0	0	7	1.0	
06 20-29 days	4	1	2	1	0	0	6	0.9	
07 All 30 days	7	2	1	0	0	0	8	1.2	
Valid responses =	448	65	239	35	0	0	687	97.0	

Invalid responses include no response or multiple responses.

18d. During the past 30 days on how many days did you have cocaine (crack, rock, freebase)

	Male		Female		Unknown		Total		
	Freq.	Pct.	Freq.	Pct.	Freq.	Pct.	Freq.	Pct.	
01 0 days	449	99	241	100	0	0	690	99.6	
02 1-2 days	2	0	0	0	0	0	2	0.3	
03 3-5 days	1	0	0	0	0	0	1	0.1	
04 6-9 days	0	0	0	0	0	0	0	0.0	
05 10-19 days	0	0	0	0	0	0	0	0.0	
06 20-29 days	0	0	0	0	0	0	0	0.0	
07 All 30 days	0	0	0	0	0	0	0	0.0	
Valid responses =	452	65	241	35	0	0	693	97.9	

Invalid responses include no response or multiple responses.

18e. During the past 30 days on how many days did you have amphetamines (diet pills, speed)

	Male		Female		Unknown		Total		
	Freq.	Pct.	Freq.	Pct.	Freq.	Pct.	Freq.	Pct.	
01 0 days	438	97	239	99	0	0	677	97.8	
02 1-2 days	6	1	2	1	0	0	8	1.2	
03 3-5 days	4	1	0	0	0	0	4	0.6	
04 6-9 days	0	0	0	0	0	0	0	0.0	
05 10-19 days	0	0	0	0	0	0	0	0.0	
06 20-29 days	1	0	0	0	0	0	1	0.1	
07 All 30 days	2	0	0	0	0	0	2	0.3	
Valid responses =	451	65	241	35	0	0	692	97.7	

Invalid responses include no response or multiple responses.

18f. During the past 30 days on how many days did you have sedatives (downers, ludes)

	Male		Female		Unknown		Total		
	Freq.	Pct.	Freq.	Pct.	Freq.	Pct.	Freq.	Pct.	
01 0 days	451	100	240	100	0	0	691	99.7	
02 1-2 days	0	0	0	0	0	0	0	0.0	
03 3-5 days	0	0	1	0	0	0	1	0.1	
04 6-9 days	1	0	0	0	0	0	1	0.1	
05 10-19 days	0	0	0	0	0	0	0	0.0	
06 20-29 days	0	0	0	0	0	0	0	0.0	
07 All 30 days	0	0	0	0	0	0	0	0.0	
Valid responses =	452	65	241	35	0	0	693	97.9	

Invalid responses include no response or multiple responses.

18g. During the past 30 days on how many days did you have hallucinogens (LSD, PCP)

	Male		Female		Unknown		Total		
	Freq.	Pct.	Freq.	Pct.	Freq.	Pct.	Freq.	Pct.	
01 0 days	449	100	240	100	0	0	689	99.7	
02 1-2 days	2	0	0	0	0	0	2	0.3	
03 3-5 days	0	0	0	0	0	0	0	0.0	
04 6-9 days	0	0	0	0	0	0	0	0.0	
05 10-19 days	0	0	0	0	0	0	0	0.0	
06 20-29 days	0	0	0	0	0	0	0	0.0	
07 All 30 days	0	0	0	0	0	0	0	0.0	
Valid responses =	451	65	240	35	0	0	691	97.6	

Invalid responses include no response or multiple responses.

18h. During the past 30 days on how many days did you have opiates (heroin, smack, horse)

	Male		Female		Unknown		Total		
	Freq.	Pct.	Freq.	Pct.	Freq.	Pct.	Freq.	Pct.	
01 0 days	449	100	239	100	0	0	688	99.7	
02 1-2 days	0	0	0	0	0	0	0	0.0	
03 3-5 days	1	0	0	0	0	0	1	0.1	
04 6-9 days	0	0	0	0	0	0	0	0.0	
05 10-19 days	0	0	1	0	0	0	1	0.1	
06 20-29 days	0	0	0	0	0	0	0	0.0	
07 All 30 days	0	0	0	0	0	0	0	0.0	
Valid responses =	450	65	240	35	0	0	690	97.5	

Invalid responses include no response or multiple responses.

Michigan Technological University (online) (2014 Other)

SIUC/Core Institute
374 East Grand Avenue
(618) 453-4420
Carbondale, IL 62901

Consortium Number =
Institution Number = 1445
Number of Surveys = 708

Cross-tabulation Report
Core Alcohol and Drug Survey - Long Form

Thursday, May 08, 2014
Page 14 of 53

18i. During the past 30 days on how many days did you have inhalants (glue, solvents, gas)

	Male		Female		Unknown		Total		
	Freq.	Pct.	Freq.	Pct.	Freq.	Pct.	Freq.	Pct.	
01 0 days	449	100	239	100	0	0	688	99.7	
02 1-2 days	2	0	0	0	0	0	2	0.3	
03 3-5 days	0	0	0	0	0	0	0	0.0	
04 6-9 days	0	0	0	0	0	0	0	0.0	
05 10-19 days	0	0	0	0	0	0	0	0.0	
06 20-29 days	0	0	0	0	0	0	0	0.0	
07 All 30 days	0	0	0	0	0	0	0	0.0	
Valid responses =	451	65	239	35	0	0	690	97.5	

Invalid responses include no response or multiple responses.

18j. During the past 30 days on how many days did you have designer drugs (ecstasy, MDMA)

	Male		Female		Unknown		Total		
	Freq.	Pct.	Freq.	Pct.	Freq.	Pct.	Freq.	Pct.	
01 0 days	450	100	239	100	0	0	689	99.6	
02 1-2 days	2	0	1	0	0	0	3	0.4	
03 3-5 days	0	0	0	0	0	0	0	0.0	
04 6-9 days	0	0	0	0	0	0	0	0.0	
05 10-19 days	0	0	0	0	0	0	0	0.0	
06 20-29 days	0	0	0	0	0	0	0	0.0	
07 All 30 days	0	0	0	0	0	0	0	0.0	
Valid responses =	452	65	240	35	0	0	692	97.7	

Invalid responses include no response or multiple responses.

18k. During the past 30 days on how many days did you have steroids

	Male		Female		Unknown		Total		
	Freq.	Pct.	Freq.	Pct.	Freq.	Pct.	Freq.	Pct.	
01 0 days	451	100	240	100	0	0	691	99.7	
02 1-2 days	1	0	0	0	0	0	1	0.1	
03 3-5 days	0	0	0	0	0	0	0	0.0	
04 6-9 days	0	0	1	0	0	0	1	0.1	
05 10-19 days	0	0	0	0	0	0	0	0.0	
06 20-29 days	0	0	0	0	0	0	0	0.0	
07 All 30 days	0	0	0	0	0	0	0	0.0	
Valid responses =	452	65	241	35	0	0	693	97.9	

Invalid responses include no response or multiple responses.

18l. During the past 30 days on how many days did you have other illegal drugs

	Male		Female		Unknown		Total		
	Freq.	Pct.	Freq.	Pct.	Freq.	Pct.	Freq.	Pct.	
01 0 days	451	100	240	100	0	0	691	99.7	
02 1-2 days	1	0	1	0	0	0	2	0.3	
03 3-5 days	0	0	0	0	0	0	0	0.0	
04 6-9 days	0	0	0	0	0	0	0	0.0	
05 10-19 days	0	0	0	0	0	0	0	0.0	
06 20-29 days	0	0	0	0	0	0	0	0.0	
07 All 30 days	0	0	0	0	0	0	0	0.0	
Valid responses =	452	65	241	35	0	0	693	97.9	

Invalid responses include no response or multiple responses.

Michigan Technological University (online) (2014 Other)

SIUC/Core Institute
374 East Grand Avenue
(618) 453-4420
Carbondale, IL 62901

Consortium Number =
Institution Number = 1445
Number of Surveys = 708

Cross-tabulation Report
Core Alcohol and Drug Survey - Long Form

Thursday, May 08, 2014
Page 15 of 53

19a. How often do you think the average student on your campus uses tobacco (smoke, chew, snuff)

	Male		Female		Unknown		Total		
	Freq.	Pct.	Freq.	Pct.	Freq.	Pct.	Freq.	Pct.	
01 Never	78	18	26	11	0	0	104	15.3	
02 Once/year	19	4	21	9	0	0	40	5.9	
03 6 times/year	38	9	23	10	0	0	61	9.0	
04 Once/month	40	9	28	12	0	0	68	10.0	
05 Twice/month	28	6	18	8	0	0	46	6.8	
06 Once/week	108	24	50	21	0	0	158	23.3	
07 3 times/week	73	16	34	14	0	0	107	15.8	
08 5 times/week	25	6	13	6	0	0	38	5.6	
09 Every day	34	8	22	9	0	0	56	8.3	
Valid responses =	443	65	235	35	0	0	678	95.8	

Invalid responses include no response or multiple responses.

19b. How often do you think the average student on your campus uses alcohol (beer, wine, liquor)

	Male		Female		Unknown		Total		
	Freq.	Pct.	Freq.	Pct.	Freq.	Pct.	Freq.	Pct.	
01 Never	25	6	4	2	0	0	29	4.3	
02 Once/year	1	0	0	0	0	0	1	0.1	
03 6 times/year	5	1	4	2	0	0	9	1.3	
04 Once/month	16	4	8	3	0	0	24	3.5	
05 Twice/month	44	10	22	9	0	0	66	9.7	
06 Once/week	162	37	82	35	0	0	244	35.9	
07 3 times/week	135	31	88	37	0	0	223	32.8	
08 5 times/week	29	7	21	9	0	0	50	7.4	
09 Every day	25	6	8	3	0	0	33	4.9	
Valid responses =	442	65	237	35	0	0	679	95.9	

Invalid responses include no response or multiple responses.

19c. How often do you think the average student on your campus uses marijuana (pot, hash, hash oil)

	Male		Female		Unknown		Total		
	Freq.	Pct.	Freq.	Pct.	Freq.	Pct.	Freq.	Pct.	
01 Never	98	22	16	7	0	0	114	17.0	
02 Once/year	60	14	41	18	0	0	101	15.1	
03 6 times/year	51	12	27	12	0	0	78	11.6	
04 Once/month	65	15	37	16	0	0	102	15.2	
05 Twice/month	36	8	41	18	0	0	77	11.5	
06 Once/week	87	20	38	16	0	0	125	18.6	
07 3 times/week	25	6	22	9	0	0	47	7.0	
08 5 times/week	7	2	7	3	0	0	14	2.1	
09 Every day	9	2	4	2	0	0	13	1.9	
Valid responses =	438	65	233	35	0	0	671	94.8	

Invalid responses include no response or multiple responses.

19d. How often do you think the average student on your campus uses cocaine (crack, rock, freebase)

	Male		Female		Unknown		Total		
	Freq.	Pct.	Freq.	Pct.	Freq.	Pct.	Freq.	Pct.	
01 Never	322	73	158	67	0	0	480	71.2	
02 Once/year	63	14	40	17	0	0	103	15.3	
03 6 times/year	20	5	16	7	0	0	36	5.3	
04 Once/month	17	4	10	4	0	0	27	4.0	
05 Twice/month	9	2	5	2	0	0	14	2.1	
06 Once/week	5	1	5	2	0	0	10	1.5	
07 3 times/week	0	0	0	0	0	0	0	0.0	
08 5 times/week	0	0	0	0	0	0	0	0.0	
09 Every day	3	1	1	0	0	0	4	0.6	
Valid responses =	439	65	235	35	0	0	674	95.2	

Invalid responses include no response or multiple responses.

19e. How often do you think the average student on your campus uses amphetamines (diet pills, speed)

	Male		Female		Unknown		Total		
	Freq.	Pct.	Freq.	Pct.	Freq.	Pct.	Freq.	Pct.	
01 Never	297	68	132	56	0	0	429	63.9	
02 Once/year	53	12	50	21	0	0	103	15.4	
03 6 times/year	37	8	20	9	0	0	57	8.5	
04 Once/month	19	4	12	5	0	0	31	4.6	
05 Twice/month	10	2	9	4	0	0	19	2.8	
06 Once/week	11	3	5	2	0	0	16	2.4	
07 3 times/week	5	1	5	2	0	0	10	1.5	
08 5 times/week	1	0	0	0	0	0	1	0.1	
09 Every day	4	1	1	0	0	0	5	0.7	
Valid responses =	437	65	234	35	0	0	671	94.8	

Invalid responses include no response or multiple responses.

19f. How often do you think the average student on your campus uses sedatives (downers, ludes)

	Male		Female		Unknown		Total		
	Freq.	Pct.	Freq.	Pct.	Freq.	Pct.	Freq.	Pct.	
01 Never	318	73	155	67	0	0	473	70.5	
02 Once/year	59	13	45	19	0	0	104	15.5	
03 6 times/year	27	6	16	7	0	0	43	6.4	
04 Once/month	19	4	10	4	0	0	29	4.3	
05 Twice/month	6	1	3	1	0	0	9	1.3	
06 Once/week	3	1	2	1	0	0	5	0.7	
07 3 times/week	1	0	1	0	0	0	2	0.3	
08 5 times/week	1	0	0	0	0	0	1	0.1	
09 Every day	4	1	1	0	0	0	5	0.7	
Valid responses =	438	65	233	35	0	0	671	94.8	

Invalid responses include no response or multiple responses.

19g. How often do you think the average student on your campus uses hallucinogens (LSD, PCP)

	Male		Female		Unknown		Total		
	Freq.	Pct.	Freq.	Pct.	Freq.	Pct.	Freq.	Pct.	
01 Never	301	69	148	64	0	0	449	67.2	
02 Once/year	83	19	47	20	0	0	130	19.5	
03 6 times/year	25	6	18	8	0	0	43	6.4	
04 Once/month	13	3	13	6	0	0	26	3.9	
05 Twice/month	6	1	2	1	0	0	8	1.2	
06 Once/week	3	1	3	1	0	0	6	0.9	
07 3 times/week	1	0	1	0	0	0	2	0.3	
08 5 times/week	0	0	0	0	0	0	0	0.0	
09 Every day	3	1	1	0	0	0	4	0.6	
Valid responses =	435	65	233	35	0	0	668	94.4	

Invalid responses include no response or multiple responses.

19h. How often do you think the average student on your campus uses opiates (heroin, smack, horse)

	Male		Female		Unknown		Total		
	Freq.	Pct.	Freq.	Pct.	Freq.	Pct.	Freq.	Pct.	
01 Never	344	79	175	75	0	0	519	77.8	
02 Once/year	60	14	37	16	0	0	97	14.5	
03 6 times/year	13	3	10	4	0	0	23	3.4	
04 Once/month	8	2	7	3	0	0	15	2.2	
05 Twice/month	4	1	1	0	0	0	5	0.7	
06 Once/week	2	0	2	1	0	0	4	0.6	
07 3 times/week	0	0	0	0	0	0	0	0.0	
08 5 times/week	0	0	0	0	0	0	0	0.0	
09 Every day	3	1	1	0	0	0	4	0.6	
Valid responses =	434	65	233	35	0	0	667	94.2	

Invalid responses include no response or multiple responses.

19i. How often do you think the average student on your campus uses inhalants (glue, solvents, gas)

	Male		Female		Unknown		Total		
	Freq.	Pct.	Freq.	Pct.	Freq.	Pct.	Freq.	Pct.	
01 Never	344	79	165	71	0	0	509	76.1	
02 Once/year	53	12	36	16	0	0	89	13.3	
03 6 times/year	21	5	16	7	0	0	37	5.5	
04 Once/month	12	3	8	3	0	0	20	3.0	
05 Twice/month	4	1	2	1	0	0	6	0.9	
06 Once/week	2	0	1	0	0	0	3	0.4	
07 3 times/week	0	0	2	1	0	0	2	0.3	
08 5 times/week	0	0	0	0	0	0	0	0.0	
09 Every day	2	0	1	0	0	0	3	0.4	
Valid responses =	438	65	231	35	0	0	669	94.5	

Invalid responses include no response or multiple responses.

19j. How often do you think the average student on your campus uses designer drugs (ecstasy, MDMA)

	Male		Female		Unknown		Total		
	Freq.	Pct.	Freq.	Pct.	Freq.	Pct.	Freq.	Pct.	
01 Never	295	68	148	64	0	0	443	66.5	
02 Once/year	78	18	50	21	0	0	128	19.2	
03 6 times/year	29	7	20	9	0	0	49	7.4	
04 Once/month	14	3	9	4	0	0	23	3.5	
05 Twice/month	11	3	4	2	0	0	15	2.3	
06 Once/week	3	1	1	0	0	0	4	0.6	
07 3 times/week	0	0	0	0	0	0	0	0.0	
08 5 times/week	0	0	0	0	0	0	0	0.0	
09 Every day	3	1	1	0	0	0	4	0.6	
Valid responses =	433	65	233	35	0	0	666	94.1	

Invalid responses include no response or multiple responses.

19k. How often do you think the average student on your campus uses steroids

	Male		Female		Unknown		Total		
	Freq.	Pct.	Freq.	Pct.	Freq.	Pct.	Freq.	Pct.	
01 Never	312	72	150	65	0	0	462	69.2	
02 Once/year	52	12	43	19	0	0	95	14.2	
03 6 times/year	34	8	23	10	0	0	57	8.5	
04 Once/month	15	3	9	4	0	0	24	3.6	
05 Twice/month	15	3	2	1	0	0	17	2.5	
06 Once/week	4	1	2	1	0	0	6	0.9	
07 3 times/week	1	0	0	0	0	0	1	0.1	
08 5 times/week	1	0	1	0	0	0	2	0.3	
09 Every day	2	0	2	1	0	0	4	0.6	
Valid responses =	436	65	232	35	0	0	668	94.4	

Invalid responses include no response or multiple responses.

19l. How often do you think the average student on your campus uses other illegal drugs

	Male		Female		Unknown		Total		
	Freq.	Pct.	Freq.	Pct.	Freq.	Pct.	Freq.	Pct.	
01 Never	313	71	151	64	0	0	464	68.9	
02 Once/year	73	17	54	23	0	0	127	18.9	
03 6 times/year	25	6	14	6	0	0	39	5.8	
04 Once/month	11	3	8	3	0	0	19	2.8	
05 Twice/month	4	1	3	1	0	0	7	1.0	
06 Once/week	4	1	2	1	0	0	6	0.9	
07 3 times/week	3	1	2	1	0	0	5	0.7	
08 5 times/week	2	0	0	0	0	0	2	0.3	
09 Every day	3	1	1	0	0	0	4	0.6	
Valid responses =	438	65	235	35	0	0	673	95.1	

Invalid responses include no response or multiple responses.

Michigan Technological University (online) (2014 Other)

SIUC/Core Institute
374 East Grand Avenue
(618) 453-4420
Carbondale, IL 62901

Consortium Number =
Institution Number = 1445
Number of Surveys = 708

Cross-tabulation Report
Core Alcohol and Drug Survey - Long Form

Thursday, May 08, 2014
Page 18 of 53

20a. Where have you used tobacco (smoke, chew, snuff)

	Male		Female		Unknown		Total		
	Freq.	Pct.	Freq.	Pct.	Freq.	Pct.	Freq.	Pct.	
01 Never used	260	57	182	75	0	0	442	62.4	
02 On campus events	37	8	3	1	0	0	40	5.6	
03 Residence hall	30	7	6	2	0	0	36	5.1	
04 Frat/sorority	47	10	13	5	0	0	60	8.5	
05 Bar/restaurant	59	13	13	5	0	0	72	10.2	
06 Where you live	118	26	28	12	0	0	146	20.6	
07 In a car	80	17	22	9	0	0	102	14.4	
08 Private parties	106	23	32	13	0	0	138	19.5	
09 Other	39	8	14	6	0	0	53	7.5	

Valid responses = all responses and blanks: since multiple responses were possible, more than 100% may be indicated.

20b. Where have you used alcohol (beer, wine, liquor)

	Male		Female		Unknown		Total		
	Freq.	Pct.	Freq.	Pct.	Freq.	Pct.	Freq.	Pct.	
01 Never used	96	21	53	22	0	0	149	21.0	
02 On campus events	102	22	45	19	0	0	147	20.8	
03 Residence hall	133	29	74	30	0	0	207	29.2	
04 Frat/sorority	127	28	80	33	0	0	207	29.2	
05 Bar/restaurant	206	45	102	42	0	0	308	43.5	
06 Where you live	270	59	135	56	0	0	405	57.2	
07 In a car	33	7	12	5	0	0	45	6.4	
08 Private parties	244	53	144	59	0	0	388	54.8	
09 Other	54	12	21	9	0	0	75	10.6	

Valid responses = all responses and blanks: since multiple responses were possible, more than 100% may be indicated.

20c. Where have you used marijuana (pot, hash, hash oil)

	Male		Female		Unknown		Total		
	Freq.	Pct.	Freq.	Pct.	Freq.	Pct.	Freq.	Pct.	
01 Never used	317	69	169	70	0	0	486	68.6	
02 On campus events	9	2	3	1	0	0	12	1.7	
03 Residence hall	24	5	9	4	0	0	33	4.7	
04 Frat/sorority	31	7	12	5	0	0	43	6.1	
05 Bar/restaurant	9	2	2	1	0	0	11	1.6	
06 Where you live	64	14	33	14	0	0	97	13.7	
07 In a car	46	10	23	9	0	0	69	9.7	
08 Private parties	76	17	31	13	0	0	107	15.1	
09 Other	29	6	13	5	0	0	42	5.9	

Valid responses = all responses and blanks: since multiple responses were possible, more than 100% may be indicated.

20d. Where have you used cocaine (crack, rock, freebase)

	Male		Female		Unknown		Total		
	Freq.	Pct.	Freq.	Pct.	Freq.	Pct.	Freq.	Pct.	
01 Never used	435	95	236	97	0	0	671	94.8	
02 On campus events	1	0	0	0	0	0	1	0.1	
03 Residence hall	1	0	0	0	0	0	1	0.1	
04 Frat/sorority	1	0	0	0	0	0	1	0.1	
05 Bar/restaurant	0	0	0	0	0	0	0	0.0	
06 Where you live	3	1	1	0	0	0	4	0.6	
07 In a car	2	0	0	0	0	0	2	0.3	
08 Private parties	8	2	1	0	0	0	9	1.3	
09 Other	3	1	0	0	0	0	3	0.4	

Valid responses = all responses and blanks: since multiple responses were possible, more than 100% may be indicated.

Michigan Technological University (online) (2014 Other)

SIUC/Core Institute
374 East Grand Avenue
(618) 453-4420
Carbondale, IL 62901

Consortium Number =
Institution Number = 1445
Number of Surveys = 708

Cross-tabulation Report
Core Alcohol and Drug Survey - Long Form

Thursday, May 08, 2014
Page 19 of 53

20e. Where have you used amphetamines (diet pills, speed)

	Male		Female		Unknown		Total		
	Freq.	Pct.	Freq.	Pct.	Freq.	Pct.	Freq.	Pct.	
01 Never used	425	92	226	93	0	0	651	91.9	
02 On campus events	6	1	5	2	0	0	11	1.6	
03 Residence hall	6	1	5	2	0	0	11	1.6	
04 Frat/sorority	4	1	1	0	0	0	5	0.7	
05 Bar/restaurant	2	0	1	0	0	0	3	0.4	
06 Where you live	17	4	7	3	0	0	24	3.4	
07 In a car	3	1	3	1	0	0	6	0.8	
08 Private parties	10	2	4	2	0	0	14	2.0	
09 Other	5	1	4	2	0	0	9	1.3	

Valid responses = all responses and blanks: since multiple responses were possible, more than 100% may be indicated.

20f. Where have you used sedatives (downers, ludes)

	Male		Female		Unknown		Total		
	Freq.	Pct.	Freq.	Pct.	Freq.	Pct.	Freq.	Pct.	
01 Never used	439	95	231	95	0	0	670	94.6	
02 On campus events	1	0	1	0	0	0	2	0.3	
03 Residence hall	1	0	0	0	0	0	1	0.1	
04 Frat/sorority	1	0	0	0	0	0	1	0.1	
05 Bar/restaurant	1	0	0	0	0	0	1	0.1	
06 Where you live	5	1	2	1	0	0	7	1.0	
07 In a car	2	0	0	0	0	0	2	0.3	
08 Private parties	3	1	2	1	0	0	5	0.7	
09 Other	2	0	4	2	0	0	6	0.8	

Valid responses = all responses and blanks: since multiple responses were possible, more than 100% may be indicated.

20g. Where have you used hallucinogens (LSD, PCP)

	Male		Female		Unknown		Total		
	Freq.	Pct.	Freq.	Pct.	Freq.	Pct.	Freq.	Pct.	
01 Never used	428	93	232	95	0	0	660	93.2	
02 On campus events	0	0	2	1	0	0	2	0.3	
03 Residence hall	1	0	0	0	0	0	1	0.1	
04 Frat/sorority	3	1	0	0	0	0	3	0.4	
05 Bar/restaurant	1	0	0	0	0	0	1	0.1	
06 Where you live	15	3	2	1	0	0	17	2.4	
07 In a car	1	0	0	0	0	0	1	0.1	
08 Private parties	5	1	3	1	0	0	8	1.1	
09 Other	5	1	2	1	0	0	7	1.0	

Valid responses = all responses and blanks: since multiple responses were possible, more than 100% may be indicated.

20h. Where have you used opiates (heroin, smack, horse)

	Male		Female		Unknown		Total		
	Freq.	Pct.	Freq.	Pct.	Freq.	Pct.	Freq.	Pct.	
01 Never used	442	96	236	97	0	0	678	95.8	
02 On campus events	1	0	2	1	0	0	3	0.4	
03 Residence hall	1	0	1	0	0	0	2	0.3	
04 Frat/sorority	1	0	0	0	0	0	1	0.1	
05 Bar/restaurant	2	0	1	0	0	0	3	0.4	
06 Where you live	2	0	1	0	0	0	3	0.4	
07 In a car	1	0	1	0	0	0	2	0.3	
08 Private parties	2	0	1	0	0	0	3	0.4	
09 Other	0	0	0	0	0	0	0	0.0	

Valid responses = all responses and blanks: since multiple responses were possible, more than 100% may be indicated.

20i. Where have you used inhalants (glue, solvents, gas)

	Male		Female		Unknown		Total		
	Freq.	Pct.	Freq.	Pct.	Freq.	Pct.	Freq.	Pct.	
01 Never used	439	95	236	97	0	0	675	95.3	
02 On campus events	0	0	1	0	0	0	1	0.1	
03 Residence hall	0	0	0	0	0	0	0	0.0	
04 Frat/sorority	1	0	0	0	0	0	1	0.1	
05 Bar/restaurant	0	0	0	0	0	0	0	0.0	
06 Where you live	2	0	0	0	0	0	2	0.3	
07 In a car	0	0	0	0	0	0	0	0.0	
08 Private parties	0	0	0	0	0	0	0	0.0	
09 Other	1	0	0	0	0	0	1	0.1	

Valid responses = all responses and blanks: since multiple responses were possible, more than 100% may be indicated.

20j. Where have you used designer drugs (ecstasy, MDMA)

	Male		Female		Unknown		Total		
	Freq.	Pct.	Freq.	Pct.	Freq.	Pct.	Freq.	Pct.	
01 Never used	433	94	227	93	0	0	660	93.2	
02 On campus events	1	0	2	1	0	0	3	0.4	
03 Residence hall	0	0	0	0	0	0	0	0.0	
04 Frat/sorority	2	0	1	0	0	0	3	0.4	
05 Bar/restaurant	2	0	0	0	0	0	2	0.3	
06 Where you live	6	1	3	1	0	0	9	1.3	
07 In a car	0	0	0	0	0	0	0	0.0	
08 Private parties	7	2	9	4	0	0	16	2.3	
09 Other	3	1	2	1	0	0	5	0.7	

Valid responses = all responses and blanks: since multiple responses were possible, more than 100% may be indicated.

20k. Where have you used steroids

	Male		Female		Unknown		Total		
	Freq.	Pct.	Freq.	Pct.	Freq.	Pct.	Freq.	Pct.	
01 Never used	445	97	235	97	0	0	680	96.0	
02 On campus events	0	0	0	0	0	0	0	0.0	
03 Residence hall	0	0	0	0	0	0	0	0.0	
04 Frat/sorority	0	0	0	0	0	0	0	0.0	
05 Bar/restaurant	0	0	0	0	0	0	0	0.0	
06 Where you live	0	0	0	0	0	0	0	0.0	
07 In a car	0	0	0	0	0	0	0	0.0	
08 Private parties	0	0	0	0	0	0	0	0.0	
09 Other	1	0	0	0	0	0	1	0.1	

Valid responses = all responses and blanks: since multiple responses were possible, more than 100% may be indicated.

20l. Where have you used other illegal drugs

	Male		Female		Unknown		Total		
	Freq.	Pct.	Freq.	Pct.	Freq.	Pct.	Freq.	Pct.	
01 Never used	439	95	236	97	0	0	675	95.3	
02 On campus events	2	0	1	0	0	0	3	0.4	
03 Residence hall	1	0	0	0	0	0	1	0.1	
04 Frat/sorority	2	0	1	0	0	0	3	0.4	
05 Bar/restaurant	1	0	0	0	0	0	1	0.1	
06 Where you live	4	1	2	1	0	0	6	0.8	
07 In a car	1	0	0	0	0	0	1	0.1	
08 Private parties	3	1	2	1	0	0	5	0.7	
09 Other	1	0	0	0	0	0	1	0.1	

Valid responses = all responses and blanks: since multiple responses were possible, more than 100% may be indicated.

21a. Please indicate how often you have experienced the following due to your drinking or drug use during the last year...

a. Had a hangover

	Male		Female		Unknown		Total		
	Freq.	Pct.	Freq.	Pct.	Freq.	Pct.	Freq.	Pct.	
01 Never	224	50	99	41	0	0	323	47.0	
02 Once	52	12	34	14	0	0	86	12.5	
03 Twice	41	9	35	15	0	0	76	11.1	
04 3-5 times	51	11	35	15	0	0	86	12.5	
05 6-9 times	31	7	18	8	0	0	49	7.1	
06 10 or more times	48	11	19	8	0	0	67	9.8	
Valid responses =	447	65	240	35	0	0	687	97.0	

Invalid responses include no response or multiple responses.

21b. Please indicate how often you have experienced the following due to your drinking or drug use during the last year...

b. Performed poorly on a test or important project

	Male		Female		Unknown		Total		
	Freq.	Pct.	Freq.	Pct.	Freq.	Pct.	Freq.	Pct.	
01 Never	385	86	215	90	0	0	600	87.3	
02 Once	31	7	15	6	0	0	46	6.7	
03 Twice	13	3	5	2	0	0	18	2.6	
04 3-5 times	13	3	4	2	0	0	17	2.5	
05 6-9 times	4	1	0	0	0	0	4	0.6	
06 10 or more times	1	0	1	0	0	0	2	0.3	
Valid responses =	447	65	240	35	0	0	687	97.0	

Invalid responses include no response or multiple responses.

21c. Please indicate how often you have experienced the following due to your drinking or drug use during the last year...

c. Been in trouble with police, residence hall, or other college authorities

	Male		Female		Unknown		Total		
	Freq.	Pct.	Freq.	Pct.	Freq.	Pct.	Freq.	Pct.	
01 Never	426	96	234	98	0	0	660	96.5	
02 Once	15	3	6	3	0	0	21	3.1	
03 Twice	3	1	0	0	0	0	3	0.4	
04 3-5 times	0	0	0	0	0	0	0	0.0	
05 6-9 times	0	0	0	0	0	0	0	0.0	
06 10 or more times	0	0	0	0	0	0	0	0.0	
Valid responses =	444	65	240	35	0	0	684	96.6	

Invalid responses include no response or multiple responses.

21d. Please indicate how often you have experienced the following due to your drinking or drug use during the last year...

d. Damaged property, pulled fire alarm, etc.

	Male		Female		Unknown		Total		
	Freq.	Pct.	Freq.	Pct.	Freq.	Pct.	Freq.	Pct.	
01 Never	438	98	237	99	0	0	675	98.4	
02 Once	1	0	3	1	0	0	4	0.6	
03 Twice	4	1	0	0	0	0	4	0.6	
04 3-5 times	3	1	0	0	0	0	3	0.4	
05 6-9 times	0	0	0	0	0	0	0	0.0	
06 10 or more times	0	0	0	0	0	0	0	0.0	
Valid responses =	446	65	240	35	0	0	686	96.9	

Invalid responses include no response or multiple responses.

21e. Please indicate how often you have experienced the following due to your drinking or drug use during the last year...

e. Got into an argument or fight

	Male		Female		Unknown		Total		
	Freq.	Pct.	Freq.	Pct.	Freq.	Pct.	Freq.	Pct.	
01 Never	373	83	200	84	0	0	573	83.6	
02 Once	30	7	21	9	0	0	51	7.4	
03 Twice	21	5	12	5	0	0	33	4.8	
04 3-5 times	17	4	4	2	0	0	21	3.1	
05 6-9 times	4	1	1	0	0	0	5	0.7	
06 10 or more times	2	0	0	0	0	0	2	0.3	
Valid responses =	447	65	238	35	0	0	685	96.8	

Invalid responses include no response or multiple responses.

21f. Please indicate how often you have experienced the following due to your drinking or drug use during the last year...

f. Got nauseated or vomited

	Male		Female		Unknown		Total		
	Freq.	Pct.	Freq.	Pct.	Freq.	Pct.	Freq.	Pct.	
01 Never	261	59	125	52	0	0	386	56.6	
02 Once	78	18	48	20	0	0	126	18.5	
03 Twice	48	11	31	13	0	0	79	11.6	
04 3-5 times	29	7	26	11	0	0	55	8.1	
05 6-9 times	16	4	7	3	0	0	23	3.4	
06 10 or more times	11	2	2	1	0	0	13	1.9	
Valid responses =	443	65	239	35	0	0	682	96.3	

Invalid responses include no response or multiple responses.

21g. Please indicate how often you have experienced the following due to your drinking or drug use during the last year...

g. Driven a car while under the influence

	Male		Female		Unknown		Total		
	Freq.	Pct.	Freq.	Pct.	Freq.	Pct.	Freq.	Pct.	
01 Never	392	88	227	95	0	0	619	90.5	
02 Once	21	5	3	1	0	0	24	3.5	
03 Twice	11	2	0	0	0	0	11	1.6	
04 3-5 times	10	2	5	2	0	0	15	2.2	
05 6-9 times	2	0	2	1	0	0	4	0.6	
06 10 or more times	9	2	2	1	0	0	11	1.6	
Valid responses =	445	65	239	35	0	0	684	96.6	

Invalid responses include no response or multiple responses.

21h. Please indicate how often you have experienced the following due to your drinking or drug use during the last year...

h. Missed a class

	Male		Female		Unknown		Total		
	Freq.	Pct.	Freq.	Pct.	Freq.	Pct.	Freq.	Pct.	
01 Never	362	82	209	87	0	0	571	83.6	
02 Once	20	5	10	4	0	0	30	4.4	
03 Twice	25	6	8	3	0	0	33	4.8	
04 3-5 times	20	5	9	4	0	0	29	4.2	
05 6-9 times	9	2	2	1	0	0	11	1.6	
06 10 or more times	8	2	1	0	0	0	9	1.3	
Valid responses =	444	65	239	35	0	0	683	96.5	

Invalid responses include no response or multiple responses.

21i. Please indicate how often you have experienced the following due to your drinking or drug use during the last year...

i. Been criticized by someone I know

	Male		Female		Unknown		Total		
	Freq.	Pct.	Freq.	Pct.	Freq.	Pct.	Freq.	Pct.	
01 Never	345	78	191	80	0	0	536	78.7	
02 Once	39	9	25	10	0	0	64	9.4	
03 Twice	24	5	16	7	0	0	40	5.9	
04 3-5 times	19	4	5	2	0	0	24	3.5	
05 6-9 times	4	1	1	0	0	0	5	0.7	
06 10 or more times	10	2	2	1	0	0	12	1.8	
Valid responses =	441	65	240	35	0	0	681	96.2	

Invalid responses include no response or multiple responses.

21j. Please indicate how often you have experienced the following due to your drinking or drug use during the last year...

j. Thought I might have a drinking or other drug problem

	Male		Female		Unknown		Total		
	Freq.	Pct.	Freq.	Pct.	Freq.	Pct.	Freq.	Pct.	
01 Never	406	91	223	93	0	0	629	91.8	
02 Once	13	3	9	4	0	0	22	3.2	
03 Twice	12	3	5	2	0	0	17	2.5	
04 3-5 times	6	1	0	0	0	0	6	0.9	
05 6-9 times	0	0	0	0	0	0	0	0.0	
06 10 or more times	9	2	2	1	0	0	11	1.6	
Valid responses =	446	65	239	35	0	0	685	96.8	

Invalid responses include no response or multiple responses.

21k. Please indicate how often you have experienced the following due to your drinking or drug use during the last year...

k. Had a memory loss

	Male		Female		Unknown		Total		
	Freq.	Pct.	Freq.	Pct.	Freq.	Pct.	Freq.	Pct.	
01 Never	352	79	175	73	0	0	527	77.0	
02 Once	34	8	29	12	0	0	63	9.2	
03 Twice	19	4	23	10	0	0	42	6.1	
04 3-5 times	19	4	11	5	0	0	30	4.4	
05 6-9 times	8	2	1	0	0	0	9	1.3	
06 10 or more times	12	3	1	0	0	0	13	1.9	
Valid responses =	444	65	240	35	0	0	684	96.6	

Invalid responses include no response or multiple responses.

21l. Please indicate how often you have experienced the following due to your drinking or drug use during the last year...

l. Done something I later regretted

	Male		Female		Unknown		Total		
	Freq.	Pct.	Freq.	Pct.	Freq.	Pct.	Freq.	Pct.	
01 Never	347	79	181	76	0	0	528	77.5	
02 Once	39	9	26	11	0	0	65	9.5	
03 Twice	29	7	18	8	0	0	47	6.9	
04 3-5 times	14	3	11	5	0	0	25	3.7	
05 6-9 times	5	1	1	0	0	0	6	0.9	
06 10 or more times	8	2	2	1	0	0	10	1.5	
Valid responses =	442	65	239	35	0	0	681	96.2	

Invalid responses include no response or multiple responses.

21m. Please indicate how often you have experienced the following due to your drinking or drug use during the last year...

m. Been arrested for DWI/DUI

	Male		Female		Unknown		Total		
	Freq.	Pct.	Freq.	Pct.	Freq.	Pct.	Freq.	Pct.	
01 Never	440	99	239	100	0	0	679	99.4	
02 Once	1	0	0	0	0	0	1	0.1	
03 Twice	1	0	0	0	0	0	1	0.1	
04 3-5 times	0	0	1	0	0	0	1	0.1	
05 6-9 times	0	0	0	0	0	0	0	0.0	
06 10 or more times	1	0	0	0	0	0	1	0.1	
Valid responses =	443	65	240	35	0	0	683	96.5	

Invalid responses include no response or multiple responses.

21n. Please indicate how often you have experienced the following due to your drinking or drug use during the last year...

n. Have been taken advantage of sexually

	Male		Female		Unknown		Total		
	Freq.	Pct.	Freq.	Pct.	Freq.	Pct.	Freq.	Pct.	
01 Never	429	97	222	93	0	0	651	95.6	
02 Once	14	3	12	5	0	0	26	3.8	
03 Twice	0	0	4	2	0	0	4	0.6	
04 3-5 times	0	0	0	0	0	0	0	0.0	
05 6-9 times	0	0	0	0	0	0	0	0.0	
06 10 or more times	0	0	0	0	0	0	0	0.0	
Valid responses =	443	65	238	35	0	0	681	96.2	

Invalid responses include no response or multiple responses.

21o. Please indicate how often you have experienced the following due to your drinking or drug use during the last year...

o. Have taken advantage of another sexually

	Male		Female		Unknown		Total		
	Freq.	Pct.	Freq.	Pct.	Freq.	Pct.	Freq.	Pct.	
01 Never	439	99	232	97	0	0	671	98.4	
02 Once	4	1	4	2	0	0	8	1.2	
03 Twice	0	0	2	1	0	0	2	0.3	
04 3-5 times	1	0	0	0	0	0	1	0.1	
05 6-9 times	0	0	0	0	0	0	0	0.0	
06 10 or more times	0	0	0	0	0	0	0	0.0	
Valid responses =	444	65	238	35	0	0	682	96.3	

Invalid responses include no response or multiple responses.

21p. Please indicate how often you have experienced the following due to your drinking or drug use during the last year...

p. Tried unsuccessfully to stop using

	Male		Female		Unknown		Total		
	Freq.	Pct.	Freq.	Pct.	Freq.	Pct.	Freq.	Pct.	
01 Never	434	98	232	98	0	0	666	98.1	
02 Once	4	1	3	1	0	0	7	1.0	
03 Twice	2	0	0	0	0	0	2	0.3	
04 3-5 times	2	0	0	0	0	0	2	0.3	
05 6-9 times	0	0	0	0	0	0	0	0.0	
06 10 or more times	1	0	1	0	0	0	2	0.3	
Valid responses =	443	65	236	35	0	0	679	95.9	

Invalid responses include no response or multiple responses.

21q. Please indicate how often you have experienced the following due to your drinking or drug use during the last year...

q. Seriously thought about suicide

	Male		Female		Unknown		Total		
	Freq.	Pct.	Freq.	Pct.	Freq.	Pct.	Freq.	Pct.	
01 Never	421	95	229	96	0	0	650	95.3	
02 Once	5	1	6	3	0	0	11	1.6	
03 Twice	8	2	3	1	0	0	11	1.6	
04 3-5 times	2	0	1	0	0	0	3	0.4	
05 6-9 times	1	0	0	0	0	0	1	0.1	
06 10 or more times	6	1	0	0	0	0	6	0.9	
Valid responses =	443	65	239	35	0	0	682	96.3	

Invalid responses include no response or multiple responses.

21r. Please indicate how often you have experienced the following due to your drinking or drug use during the last year...

r. Seriously tried to commit suicide

	Male		Female		Unknown		Total		
	Freq.	Pct.	Freq.	Pct.	Freq.	Pct.	Freq.	Pct.	
01 Never	441	99	238	99	0	0	679	99.0	
02 Once	3	1	2	1	0	0	5	0.7	
03 Twice	2	0	0	0	0	0	2	0.3	
04 3-5 times	0	0	0	0	0	0	0	0.0	
05 6-9 times	0	0	0	0	0	0	0	0.0	
06 10 or more times	0	0	0	0	0	0	0	0.0	
Valid responses =	446	65	240	35	0	0	686	96.9	

Invalid responses include no response or multiple responses.

21s. Please indicate how often you have experienced the following due to your drinking or drug use during the last year...

s. Been hurt or injured

	Male		Female		Unknown		Total		
	Freq.	Pct.	Freq.	Pct.	Freq.	Pct.	Freq.	Pct.	
01 Never	404	90	219	92	0	0	623	90.8	
02 Once	19	4	9	4	0	0	28	4.1	
03 Twice	13	3	7	3	0	0	20	2.9	
04 3-5 times	7	2	3	1	0	0	10	1.5	
05 6-9 times	2	0	1	0	0	0	3	0.4	
06 10 or more times	2	0	0	0	0	0	2	0.3	
Valid responses =	447	65	239	35	0	0	686	96.9	

Invalid responses include no response or multiple responses.

22. Have any of your family had alcohol or other drug problems

	Male		Female		Unknown		Total		
	Freq.	Pct.	Freq.	Pct.	Freq.	Pct.	Freq.	Pct.	
01 Mother	18	4	14	6	0	0	32	4.5	
02 Father	63	14	31	13	0	0	94	13.3	
03 Stepmother	3	1	1	0	0	0	4	0.6	
04 Stepfather	4	1	2	1	0	0	6	0.8	
05 Brothers/sisters	38	8	22	9	0	0	60	8.5	
06 Mother's parents	38	8	29	12	0	0	67	9.5	
07 Father's parents	49	11	38	16	0	0	87	12.3	
08 Aunts/uncles	106	23	80	33	0	0	186	26.3	
09 Spouse	1	0	0	0	0	0	1	0.1	
10 Children	0	0	1	0	0	0	1	0.1	
11 None	256	56	113	47	0	0	369	52.1	

Valid responses = all responses and blanks: since multiple responses were possible, more than 100% may be indicated.

23. If you volunteer any of your time on or off campus to help others, please indicate the approximate number of hours per month and principal activity

	Male		Female		Unknown		Total		
	Freq.	Pct.	Freq.	Pct.	Freq.	Pct.	Freq.	Pct.	
01 Less than 1 hour	215	52	86	37	0	0	301	46.5	
02 1-4 hours	98	24	91	39	0	0	189	29.2	
03 5-9 hours	54	13	31	13	0	0	85	13.1	
04 10-15 hours	26	6	17	7	0	0	43	6.6	
05 16 or more hours	20	5	9	4	0	0	29	4.5	
Valid responses =	413	64	234	36	0	0	647	91.4	

Invalid responses include no response or multiple responses.

24a. Within the last year to what extent have you participated in any of the following activities

a. Intercollegiate athletics

	Male		Female		Unknown		Total		
	Freq.	Pct.	Freq.	Pct.	Freq.	Pct.	Freq.	Pct.	
01 Not involved	393	89	211	88	0	0	604	88.3	
02 Actively involved	44	10	19	8	0	0	63	9.2	
03 Leadership position	7	2	10	4	0	0	17	2.5	
Valid responses =	444	65	240	35	0	0	684	96.6	

Invalid responses include no response or multiple responses.

24b. Within the last year to what extent have you participated in any of the following activities

b. Intramural or club sports

	Male		Female		Unknown		Total		
	Freq.	Pct.	Freq.	Pct.	Freq.	Pct.	Freq.	Pct.	
01 Not involved	243	54	147	62	0	0	390	56.9	
02 Actively involved	172	39	75	31	0	0	247	36.1	
03 Leadership position	31	7	17	7	0	0	48	7.0	
Valid responses =	446	65	239	35	0	0	685	96.8	

Invalid responses include no response or multiple responses.

24c. Within the last year to what extent have you participated in any of the following activities

c. Social fraternities or sororities

	Male		Female		Unknown		Total		
	Freq.	Pct.	Freq.	Pct.	Freq.	Pct.	Freq.	Pct.	
01 Not involved	368	83	184	77	0	0	552	80.8	
02 Attended	33	7	13	5	0	0	46	6.7	
03 Actively involved	16	4	16	7	0	0	32	4.7	
04 Leadership position	27	6	26	11	0	0	53	7.8	
Valid responses =	444	65	239	35	0	0	683	96.5	

Invalid responses include no response or multiple responses.

24d. Within the last year to what extent have you participated in any of the following activities

d. Religious and interfaith groups

	Male		Female		Unknown		Total		
	Freq.	Pct.	Freq.	Pct.	Freq.	Pct.	Freq.	Pct.	
01 Not involved	340	77	167	70	0	0	507	74.4	
02 Attended	52	12	54	23	0	0	106	15.6	
03 Actively involved	36	8	13	5	0	0	49	7.2	
04 Leadership position	15	3	4	2	0	0	19	2.8	
Valid responses =	443	65	238	35	0	0	681	96.2	

Invalid responses include no response or multiple responses.

24e. Within the last year to what extent have you participated in any of the following activities

e. International and language groups

	Male		Female		Unknown		Total		
	Freq.	Pct.	Freq.	Pct.	Freq.	Pct.	Freq.	Pct.	
01 Not involved	390	88	183	77	0	0	573	84.0	
02 Attended	28	6	41	17	0	0	69	10.1	
03 Actively involved	19	4	10	4	0	0	29	4.3	
04 Leadership position	6	1	5	2	0	0	11	1.6	
Valid responses =	443	65	239	35	0	0	682	96.3	

Invalid responses include no response or multiple responses.

24f. Within the last year to what extent have you participated in any of the following activities

f. Minority and ethnic organizations

	Male		Female		Unknown		Total		
	Freq.	Pct.	Freq.	Pct.	Freq.	Pct.	Freq.	Pct.	
01 Not involved	418	94	196	82	0	0	614	89.8	
02 Attended	17	4	23	10	0	0	40	5.8	
03 Actively involved	6	1	12	5	0	0	18	2.6	
04 Leadership position	5	1	7	3	0	0	12	1.8	
Valid responses =	446	65	238	35	0	0	684	96.6	

Invalid responses include no response or multiple responses.

24g. Within the last year to what extent have you participated in any of the following activities

g. Political and social action groups

	Male		Female		Unknown		Total		
	Freq.	Pct.	Freq.	Pct.	Freq.	Pct.	Freq.	Pct.	
01 Not involved	393	89	217	92	0	0	610	90.0	
02 Attended	24	5	10	4	0	0	34	5.0	
03 Actively involved	15	3	6	3	0	0	21	3.1	
04 Leadership position	9	2	4	2	0	0	13	1.9	
Valid responses =	441	65	237	35	0	0	678	95.8	

Invalid responses include no response or multiple responses.

24h. Within the last year to what extent have you participated in any of the following activities

h. Music and other performing arts groups

	Male		Female		Unknown		Total		
	Freq.	Pct.	Freq.	Pct.	Freq.	Pct.	Freq.	Pct.	
01 Not involved	347	78	150	63	0	0	497	72.6	
02 Attended	65	15	49	20	0	0	114	16.6	
03 Actively involved	29	7	31	13	0	0	60	8.8	
04 Leadership position	4	1	10	4	0	0	14	2.0	
Valid responses =	445	65	240	35	0	0	685	96.8	

Invalid responses include no response or multiple responses.

24i. Within the last year to what extent have you participated in any of the following activities

i. Student newspaper, radio, TV, magazine, etc.

	Male		Female		Unknown		Total		
	Freq.	Pct.	Freq.	Pct.	Freq.	Pct.	Freq.	Pct.	
01 Not involved	400	90	201	84	0	0	601	88.0	
02 Attended	24	5	21	9	0	0	45	6.6	
03 Actively involved	17	4	10	4	0	0	27	4.0	
04 Leadership position	3	1	7	3	0	0	10	1.5	
Valid responses =	444	65	239	35	0	0	683	96.5	

Invalid responses include no response or multiple responses.

25a1. In the first column, indicate whether any of the following have happened to you within the last year while you were in and around campus. If you answered yes to any of these items, indicate in the second column if you had consumed alcohol or other drugs shortly before these incidents.

a. Ethnic or racial harassment (happened to you)

	Male		Female		Unknown		Total	
	Freq.	Pct.	Freq.	Pct.	Freq.	Pct.	Freq.	Pct.
01 Yes	12	3	11	5	0	0	23	3.4
02 No	432	97	231	95	0	0	663	96.6
Valid responses =	444	65	242	35	0	0	686	96.9

Invalid responses include no response or multiple responses.

25b1. In the first column, indicate whether any of the following have happened to you within the last year while you were in and around campus. If you answered yes to any of these items, indicate in the second column if you had consumed alcohol or other drugs shortly before these incidents.

b. Threats of physical violence (happened to you)

	Male		Female		Unknown		Total	
	Freq.	Pct.	Freq.	Pct.	Freq.	Pct.	Freq.	Pct.
01 Yes	33	7	7	3	0	0	40	5.9
02 No	409	93	230	97	0	0	639	94.1
Valid responses =	442	65	237	35	0	0	679	95.9

Invalid responses include no response or multiple responses.

25c1. In the first column, indicate whether any of the following have happened to you within the last year while you were in and around campus. If you answered yes to any of these items, indicate in the second column if you had consumed alcohol or other drugs shortly before these incidents.

c. Actual physical violence (happened to you)

	Male		Female		Unknown		Total	
	Freq.	Pct.	Freq.	Pct.	Freq.	Pct.	Freq.	Pct.
01 Yes	18	4	7	3	0	0	25	3.7
02 No	420	96	233	97	0	0	653	96.3
Valid responses =	438	65	240	35	0	0	678	95.8

Invalid responses include no response or multiple responses.

25d1. In the first column, indicate whether any of the following have happened to you within the last year while you were in and around campus. If you answered yes to any of these items, indicate in the second column if you had consumed alcohol or other drugs shortly before these incidents.

d. Theft involving force or threat of force (happened to you)

	Male		Female		Unknown		Total	
	Freq.	Pct.	Freq.	Pct.	Freq.	Pct.	Freq.	Pct.
01 Yes	5	1	5	2	0	0	10	1.5
02 No	437	99	235	98	0	0	672	98.5
Valid responses =	442	65	240	35	0	0	682	96.3

Invalid responses include no response or multiple responses.

25e1. In the first column, indicate whether any of the following have happened to you within the last year while you were in and around campus. If you answered yes to any of these items, indicate in the second column if you had consumed alcohol or other drugs shortly before these incidents.

e. Forced sexual touching or fondling (happened to you)

	Male		Female		Unknown		Total	
	Freq.	Pct.	Freq.	Pct.	Freq.	Pct.	Freq.	Pct.
01 Yes	7	2	17	7	0	0	24	3.5
02 No	437	98	224	93	0	0	661	96.5
Valid responses =	444	65	241	35	0	0	685	96.8

Invalid responses include no response or multiple responses.

25f1. In the first column, indicate whether any of the following have happened to you within the last year while you were in and around campus. If you answered yes to any of these items, indicate in the second column if you had consumed alcohol or other drugs shortly before these incidents.

f. Unwanted sexual intercourse (happened to you)

	Male		Female		Unknown		Total	
	Freq.	Pct.	Freq.	Pct.	Freq.	Pct.	Freq.	Pct.
01 Yes	2	0	11	5	0	0	13	1.9
02 No	441	100	231	95	0	0	672	98.1
Valid responses =	443	65	242	35	0	0	685	96.8

Invalid responses include no response or multiple responses.

25a2. In the first column, indicate whether any of the following have happened to you within the last year while you were in and around campus. If you answered yes to any of these items, indicate in the second column if you had consumed alcohol or other drugs shortly before these incidents.

a. Ethnic or racial harassment (had consumed alcohol or drugs)

	Male		Female		Unknown		Total	
	Freq.	Pct.	Freq.	Pct.	Freq.	Pct.	Freq.	Pct.
01 Yes	2	17	0	0	0	0	2	10.5
02 No	10	83	7	100	0	0	17	89.5
Valid responses =	12	63	7	37	0	0	19	2.7

Invalid responses include no response or multiple responses.

25b2. In the first column, indicate whether any of the following have happened to you within the last year while you were in and around campus. If you answered yes to any of these items, indicate in the second column if you had consumed alcohol or other drugs shortly before these incidents.

b. Threats of physical violence (had consumed alcohol or drugs)

	Male		Female		Unknown		Total	
	Freq.	Pct.	Freq.	Pct.	Freq.	Pct.	Freq.	Pct.
01 Yes	13	39	0	0	0	0	13	35.1
02 No	20	61	4	100	0	0	24	64.9
Valid responses =	33	89	4	11	0	0	37	5.2

Invalid responses include no response or multiple responses.

25c2. In the first column, indicate whether any of the following have happened to you within the last year while you were in and around campus. If you answered yes to any of these items, indicate in the second column if you had consumed alcohol or other drugs shortly before these incidents.

c. Actual physical violence (had consumed alcohol or drugs)

	Male		Female		Unknown		Total	
	Freq.	Pct.	Freq.	Pct.	Freq.	Pct.	Freq.	Pct.
01 Yes	9	50	0	0	0	0	9	40.9
02 No	9	50	4	100	0	0	13	59.1
Valid responses =	18	82	4	18	0	0	22	3.1

Invalid responses include no response or multiple responses.

25d2. In the first column, indicate whether any of the following have happened to you within the last year while you were in and around campus. If you answered yes to any of these items, indicate in the second column if you had consumed alcohol or other drugs shortly before these incidents.

d. Theft involving force or threat of force (had consumed alcohol or drugs)

	Male		Female		Unknown		Total	
	Freq.	Pct.	Freq.	Pct.	Freq.	Pct.	Freq.	Pct.
01 Yes	0	0	0	0	0	0	0	0.0
02 No	5	100	2	100	0	0	7	100.0
Valid responses =	5	71	2	29	0	0	7	1.0

Invalid responses include no response or multiple responses.

25e2. In the first column, indicate whether any of the following have happened to you within the last year while you were in and around campus. If you answered yes to any of these items, indicate in the second column if you had consumed alcohol or other drugs shortly before these incidents.

e. Forced sexual touching or fondling (had consumed alcohol or drugs)

	Male		Female		Unknown		Total		
	Freq.	Pct.	Freq.	Pct.	Freq.	Pct.	Freq.	Pct.	
01 Yes	2	29	7	47	0	0	9	40.9	
02 No	5	71	8	53	0	0	13	59.1	
Valid responses =	7	32	15	68	0	0	22	3.1	

Invalid responses include no response or multiple responses.

25f2. In the first column, indicate whether any of the following have happened to you within the last year while you were in and around campus. If you answered yes to any of these items, indicate in the second column if you had consumed alcohol or other drugs shortly before these incidents.

f. Unwanted sexual intercourse (had consumed alcohol or drugs)

	Male		Female		Unknown		Total		
	Freq.	Pct.	Freq.	Pct.	Freq.	Pct.	Freq.	Pct.	
01 Yes	1	50	5	56	0	0	6	54.5	
02 No	1	50	4	44	0	0	5	45.5	
Valid responses =	2	18	9	82	0	0	11	1.6	

Invalid responses include no response or multiple responses.

26a. How do you think your close friends feel (or would feel) about you...

a. Trying marijuana once or twice

	Male		Female		Unknown		Total		
	Freq.	Pct.	Freq.	Pct.	Freq.	Pct.	Freq.	Pct.	
01 Don't disapprove	229	52	114	48	0	0	343	50.7	
02 Disapprove	81	18	55	23	0	0	136	20.1	
03 Strongly disapprove	128	29	69	29	0	0	197	29.1	
Valid responses =	438	65	238	35	0	0	676	95.5	

Invalid responses include no response or multiple responses.

26b. How do you think your close friends feel (or would feel) about you...

b. Smoking marijuana occasionally

	Male		Female		Unknown		Total		
	Freq.	Pct.	Freq.	Pct.	Freq.	Pct.	Freq.	Pct.	
01 Don't disapprove	163	38	77	32	0	0	240	35.7	
02 Disapprove	107	25	64	27	0	0	171	25.4	
03 Strongly disapprove	164	38	97	41	0	0	261	38.8	
Valid responses =	434	65	238	35	0	0	672	94.9	

Invalid responses include no response or multiple responses.

26c. How do you think your close friends feel (or would feel) about you...

c. Smoking marijuana regularly

	Male		Female		Unknown		Total		
	Freq.	Pct.	Freq.	Pct.	Freq.	Pct.	Freq.	Pct.	
01 Don't disapprove	83	19	32	14	0	0	115	17.1	
02 Disapprove	129	30	67	28	0	0	196	29.1	
03 Strongly disapprove	225	51	138	58	0	0	363	53.9	
Valid responses =	437	65	237	35	0	0	674	95.2	

Invalid responses include no response or multiple responses.

26d. How do you think your close friends feel (or would feel) about you...

d. Trying cocaine once or twice

	Male		Female		Unknown		Total	
	Freq.	Pct.	Freq.	Pct.	Freq.	Pct.	Freq.	Pct.
01 Don't disapprove	43	10	16	7	0	0	59	8.8
02 Disapprove	108	25	36	15	0	0	144	21.4
03 Strongly disapprove	283	65	186	78	0	0	469	69.8
Valid responses =	434	65	238	35	0	0	672	94.9

Invalid responses include no response or multiple responses.

26e. How do you think your close friends feel (or would feel) about you...

e. Taking cocaine regularly

	Male		Female		Unknown		Total	
	Freq.	Pct.	Freq.	Pct.	Freq.	Pct.	Freq.	Pct.
01 Don't disapprove	9	2	4	2	0	0	13	1.9
02 Disapprove	64	15	16	7	0	0	80	11.9
03 Strongly disapprove	362	83	218	92	0	0	580	86.2
Valid responses =	435	65	238	35	0	0	673	95.1

Invalid responses include no response or multiple responses.

26f. How do you think your close friends feel (or would feel) about you...

f. Trying LSD once or twice

	Male		Female		Unknown		Total	
	Freq.	Pct.	Freq.	Pct.	Freq.	Pct.	Freq.	Pct.
01 Don't disapprove	68	16	30	13	0	0	98	14.6
02 Disapprove	107	25	37	16	0	0	144	21.4
03 Strongly disapprove	260	60	171	72	0	0	431	64.0
Valid responses =	435	65	238	35	0	0	673	95.1

Invalid responses include no response or multiple responses.

26g. How do you think your close friends feel (or would feel) about you...

g. Taking LSD regularly

	Male		Female		Unknown		Total	
	Freq.	Pct.	Freq.	Pct.	Freq.	Pct.	Freq.	Pct.
01 Don't disapprove	12	3	5	2	0	0	17	2.5
02 Disapprove	78	18	25	11	0	0	103	15.4
03 Strongly disapprove	344	79	205	87	0	0	549	82.1
Valid responses =	434	65	235	35	0	0	669	94.5

Invalid responses include no response or multiple responses.

26h. How do you think your close friends feel (or would feel) about you...

h. Trying amphetamines once or twice

	Male		Female		Unknown		Total	
	Freq.	Pct.	Freq.	Pct.	Freq.	Pct.	Freq.	Pct.
01 Don't disapprove	42	10	17	7	0	0	59	8.8
02 Disapprove	102	24	35	15	0	0	137	20.4
03 Strongly disapprove	288	67	186	78	0	0	474	70.7
Valid responses =	432	64	238	36	0	0	670	94.6

Invalid responses include no response or multiple responses.

26i. How do you think your close friends feel (or would feel) about you...

i. Taking amphetamines regularly

	Male		Female		Unknown		Total	
	Freq.	Pct.	Freq.	Pct.	Freq.	Pct.	Freq.	Pct.
01 Don't disapprove	13	3	5	2	0	0	18	2.7
02 Disapprove	72	17	23	10	0	0	95	14.2
03 Strongly disapprove	348	80	207	88	0	0	555	83.1
Valid responses =	433	65	235	35	0	0	668	94.4

Invalid responses include no response or multiple responses.

26j. How do you think your close friends feel (or would feel) about you...

j. Taking one or two drinks of an alcoholic beverage (beer, wine, liquor) nearly every day

	Male		Female		Unknown		Total	
	Freq.	Pct.	Freq.	Pct.	Freq.	Pct.	Freq.	Pct.
01 Don't disapprove	216	50	76	32	0	0	292	43.3
02 Disapprove	121	28	109	46	0	0	230	34.1
03 Strongly disapprove	99	23	53	22	0	0	152	22.6
Valid responses =	436	65	238	35	0	0	674	95.2

Invalid responses include no response or multiple responses.

26k. How do you think your close friends feel (or would feel) about you...

k. Taking four or five drinks nearly every day

	Male		Female		Unknown		Total	
	Freq.	Pct.	Freq.	Pct.	Freq.	Pct.	Freq.	Pct.
01 Don't disapprove	64	15	11	5	0	0	75	11.2
02 Disapprove	143	33	59	25	0	0	202	30.1
03 Strongly disapprove	226	52	167	70	0	0	393	58.7
Valid responses =	433	65	237	35	0	0	670	94.6

Invalid responses include no response or multiple responses.

26l. How do you think your close friends feel (or would feel) about you...

l. Having five or more drinks in one setting

	Male		Female		Unknown		Total	
	Freq.	Pct.	Freq.	Pct.	Freq.	Pct.	Freq.	Pct.
01 Don't disapprove	207	48	82	34	0	0	289	42.9
02 Disapprove	87	20	67	28	0	0	154	22.9
03 Strongly disapprove	141	32	89	37	0	0	230	34.2
Valid responses =	435	65	238	35	0	0	673	95.1

Invalid responses include no response or multiple responses.

26m. How do you think your close friends feel (or would feel) about you...

m. Taking steroids for body building or improved athletic performance

	Male		Female		Unknown		Total	
	Freq.	Pct.	Freq.	Pct.	Freq.	Pct.	Freq.	Pct.
01 Don't disapprove	23	5	6	3	0	0	29	4.3
02 Disapprove	129	30	49	21	0	0	178	26.6
03 Strongly disapprove	281	65	182	77	0	0	463	69.1
Valid responses =	433	65	237	35	0	0	670	94.6

Invalid responses include no response or multiple responses.

27a. Do you believe that alcohol has any of the following effects

a. Breaks the ice

	Male		Female		Unknown		Total		
	Freq.	Pct.	Freq.	Pct.	Freq.	Pct.	Freq.	Pct.	
01 Yes	300	68	162	68	0	0	462	68.0	
02 No	140	32	77	32	0	0	217	32.0	
Valid responses =	440	65	239	35	0	0	679	95.9	

Invalid responses include no response or multiple responses.

27b. Do you believe that alcohol has any of the following effects

b. Enhances social activity

	Male		Female		Unknown		Total		
	Freq.	Pct.	Freq.	Pct.	Freq.	Pct.	Freq.	Pct.	
01 Yes	295	67	167	70	0	0	462	68.3	
02 No	143	33	71	30	0	0	214	31.7	
Valid responses =	438	65	238	35	0	0	676	95.5	

Invalid responses include no response or multiple responses.

27c. Do you believe that alcohol has any of the following effects

c. Makes it easier to deal with stress

	Male		Female		Unknown		Total		
	Freq.	Pct.	Freq.	Pct.	Freq.	Pct.	Freq.	Pct.	
01 Yes	189	43	91	38	0	0	280	41.4	
02 No	251	57	146	62	0	0	397	58.6	
Valid responses =	440	65	237	35	0	0	677	95.6	

Invalid responses include no response or multiple responses.

27d. Do you believe that alcohol has any of the following effects

d. Facilitates a connection with peers

	Male		Female		Unknown		Total		
	Freq.	Pct.	Freq.	Pct.	Freq.	Pct.	Freq.	Pct.	
01 Yes	254	58	139	58	0	0	393	58.1	
02 No	183	42	100	42	0	0	283	41.9	
Valid responses =	437	65	239	35	0	0	676	95.5	

Invalid responses include no response or multiple responses.

27e. Do you believe that alcohol has any of the following effects

e. Gives people something to talk about

	Male		Female		Unknown		Total		
	Freq.	Pct.	Freq.	Pct.	Freq.	Pct.	Freq.	Pct.	
01 Yes	273	62	145	61	0	0	418	61.7	
02 No	167	38	93	39	0	0	260	38.3	
Valid responses =	440	65	238	35	0	0	678	95.8	

Invalid responses include no response or multiple responses.

27f. Do you believe that alcohol has any of the following effects

f. Facilitates male bonding

	Male		Female		Unknown		Total		
	Freq.	Pct.	Freq.	Pct.	Freq.	Pct.	Freq.	Pct.	
01 Yes	263	60	126	53	0	0	389	57.5	
02 No	175	40	113	47	0	0	288	42.5	
Valid responses =	438	65	239	35	0	0	677	95.6	

Invalid responses include no response or multiple responses.

27g. Do you believe that alcohol has any of the following effects

g. Facilitates female bonding

	Male		Female		Unknown		Total		
	Freq.	Pct.	Freq.	Pct.	Freq.	Pct.	Freq.	Pct.	
01 Yes	210	48	105	44	0	0	315	46.5	
02 No	229	52	133	56	0	0	362	53.5	
Valid responses =	439	65	238	35	0	0	677	95.6	

Invalid responses include no response or multiple responses.

27h. Do you believe that alcohol has any of the following effects

h. Allows people to have more fun

	Male		Female		Unknown		Total		
	Freq.	Pct.	Freq.	Pct.	Freq.	Pct.	Freq.	Pct.	
01 Yes	241	55	132	56	0	0	373	55.3	
02 No	197	45	105	44	0	0	302	44.7	
Valid responses =	438	65	237	35	0	0	675	95.3	

Invalid responses include no response or multiple responses.

27i. Do you believe that alcohol has any of the following effects

i. Gives people something to do

	Male		Female		Unknown		Total		
	Freq.	Pct.	Freq.	Pct.	Freq.	Pct.	Freq.	Pct.	
01 Yes	295	67	167	70	0	0	462	68.2	
02 No	144	33	71	30	0	0	215	31.8	
Valid responses =	439	65	238	35	0	0	677	95.6	

Invalid responses include no response or multiple responses.

27j. Do you believe that alcohol has any of the following effects

j. Makes food taste better

	Male		Female		Unknown		Total		
	Freq.	Pct.	Freq.	Pct.	Freq.	Pct.	Freq.	Pct.	
01 Yes	105	24	44	19	0	0	149	22.1	
02 No	331	76	193	81	0	0	524	77.9	
Valid responses =	436	65	237	35	0	0	673	95.1	

Invalid responses include no response or multiple responses.

27k. Do you believe that alcohol has any of the following effects

k. Makes women sexier

	Male		Female		Unknown		Total		
	Freq.	Pct.	Freq.	Pct.	Freq.	Pct.	Freq.	Pct.	
01 Yes	119	27	30	13	0	0	149	22.0	
02 No	319	73	208	87	0	0	527	78.0	
Valid responses =	438	65	238	35	0	0	676	95.5	

Invalid responses include no response or multiple responses.

27l. Do you believe that alcohol has any of the following effects

l. Makes men sexier

	Male		Female		Unknown		Total		
	Freq.	Pct.	Freq.	Pct.	Freq.	Pct.	Freq.	Pct.	
01 Yes	51	12	36	15	0	0	87	12.9	
02 No	385	88	202	85	0	0	587	87.1	
Valid responses =	436	65	238	35	0	0	674	95.2	

Invalid responses include no response or multiple responses.

27m. Do you believe that alcohol has any of the following effects

m. Makes me sexier

	Male		Female		Unknown		Total		
	Freq.	Pct.	Freq.	Pct.	Freq.	Pct.	Freq.	Pct.	
01 Yes	65	15	29	12	0	0	94	14.0	
02 No	371	85	208	88	0	0	579	86.0	
Valid responses =	436	65	237	35	0	0	673	95.1	

Invalid responses include no response or multiple responses.

27n. Do you believe that alcohol has any of the following effects

n. Facilitates sexual opportunities

	Male		Female		Unknown		Total		
	Freq.	Pct.	Freq.	Pct.	Freq.	Pct.	Freq.	Pct.	
01 Yes	151	35	75	32	0	0	226	33.5	
02 No	285	65	163	68	0	0	448	66.5	
Valid responses =	436	65	238	35	0	0	674	95.2	

Invalid responses include no response or multiple responses.

28a. On this campus, drinking is a central part in the social life of the following groups

a. Male students

	Male		Female		Unknown		Total		
	Freq.	Pct.	Freq.	Pct.	Freq.	Pct.	Freq.	Pct.	
01 Yes	299	69	174	75	0	0	473	70.8	
02 No	136	31	59	25	0	0	195	29.2	
Valid responses =	435	65	233	35	0	0	668	94.4	

Invalid responses include no response or multiple responses.

28b. On this campus, drinking is a central part in the social life of the following groups

b. Female students

	Male		Female		Unknown		Total		
	Freq.	Pct.	Freq.	Pct.	Freq.	Pct.	Freq.	Pct.	
01 Yes	239	55	137	59	0	0	376	56.5	
02 No	193	45	97	41	0	0	290	43.5	
Valid responses =	432	65	234	35	0	0	666	94.1	

Invalid responses include no response or multiple responses.

28c. On this campus, drinking is a central part in the social life of the following groups

c. Faculty/staff

	Male		Female		Unknown		Total		
	Freq.	Pct.	Freq.	Pct.	Freq.	Pct.	Freq.	Pct.	
01 Yes	107	25	46	20	0	0	153	23.1	
02 No	322	75	187	80	0	0	509	76.9	
Valid responses =	429	65	233	35	0	0	662	93.5	

Invalid responses include no response or multiple responses.

28d. On this campus, drinking is a central part in the social life of the following groups

d. Alumni

	Male		Female		Unknown		Total		
	Freq.	Pct.	Freq.	Pct.	Freq.	Pct.	Freq.	Pct.	
01 Yes	213	50	101	43	0	0	314	47.2	
02 No	217	50	134	57	0	0	351	52.8	
Valid responses =	430	65	235	35	0	0	665	93.9	

Invalid responses include no response or multiple responses.

Michigan Technological University (online) (2014 Other)

SIUC/Core Institute
374 East Grand Avenue
(618) 453-4420
Carbondale, IL 62901

Consortium Number =
Institution Number = 1445
Number of Surveys = 708

Cross-tabulation Report
Core Alcohol and Drug Survey - Long Form

Thursday, May 08, 2014
Page 36 of 53

28e. On this campus, drinking is a central part in the social life of the following groups

e. Athletes

	Male		Female		Unknown		Total		
	Freq.	Pct.	Freq.	Pct.	Freq.	Pct.	Freq.	Pct.	
01 Yes	212	50	113	49	0	0	325	49.4	
02 No	214	50	119	51	0	0	333	50.6	
Valid responses =	426	65	232	35	0	0	658	92.9	

Invalid responses include no response or multiple responses.

28f. On this campus, drinking is a central part in the social life of the following groups

f. Fraternities

	Male		Female		Unknown		Total		
	Freq.	Pct.	Freq.	Pct.	Freq.	Pct.	Freq.	Pct.	
01 Yes	341	79	196	84	0	0	537	80.9	
02 No	89	21	38	16	0	0	127	19.1	
Valid responses =	430	65	234	35	0	0	664	93.8	

Invalid responses include no response or multiple responses.

28g. On this campus, drinking is a central part in the social life of the following groups

g. Sororities

	Male		Female		Unknown		Total		
	Freq.	Pct.	Freq.	Pct.	Freq.	Pct.	Freq.	Pct.	
01 Yes	298	70	171	73	0	0	469	71.0	
02 No	130	30	62	27	0	0	192	29.0	
Valid responses =	428	65	233	35	0	0	661	93.4	

Invalid responses include no response or multiple responses.

29a. Campus environment

a. Does the social atmosphere on this campus promote alcohol use

	Male		Female		Unknown		Total		
	Freq.	Pct.	Freq.	Pct.	Freq.	Pct.	Freq.	Pct.	
01 Yes	232	53	114	48	0	0	346	51.2	
02 No	208	47	122	52	0	0	330	48.8	
Valid responses =	440	65	236	35	0	0	676	95.5	

Invalid responses include no response or multiple responses.

29b. Campus environment

b. Does the social atmosphere promote other drug use

	Male		Female		Unknown		Total		
	Freq.	Pct.	Freq.	Pct.	Freq.	Pct.	Freq.	Pct.	
01 Yes	38	9	15	6	0	0	53	7.9	
02 No	400	91	220	94	0	0	620	92.1	
Valid responses =	438	65	235	35	0	0	673	95.1	

Invalid responses include no response or multiple responses.

29c. Campus environment

c. Do you feel safe on this campus

	Male		Female		Unknown		Total		
	Freq.	Pct.	Freq.	Pct.	Freq.	Pct.	Freq.	Pct.	
01 Yes	430	98	233	97	0	0	663	97.2	
02 No	11	2	8	3	0	0	19	2.8	
Valid responses =	441	65	241	35	0	0	682	96.3	

Invalid responses include no response or multiple responses.

30. Compared to other campuses with which you are familiar, this campus' use of alcohol is

	Male		Female		Unknown		Total	
	Freq.	Pct.	Freq.	Pct.	Freq.	Pct.	Freq.	Pct.
01 Higher	107	25	61	26	0	0	168	25.0
02 Lower	111	26	61	26	0	0	172	25.6
03 About the same	216	50	116	49	0	0	332	49.4
Valid responses =	434	65	238	35	0	0	672	94.9

Invalid responses include no response or multiple responses.

31a. Housing preferences

a. If you live in university housing, do you live in a designated alcohol-free/drug-free residence hall

	Male		Female		Unknown		Total	
	Freq.	Pct.	Freq.	Pct.	Freq.	Pct.	Freq.	Pct.
01 Yes	121	35	79	46	0	0	200	39.0
02 No	222	65	91	54	0	0	313	61.0
Valid responses =	343	67	170	33	0	0	513	72.5

Invalid responses include no response or multiple responses.

31b. Housing preferences

b. If no, would you like to live in such a residence hall unit if it were available

	Male		Female		Unknown		Total	
	Freq.	Pct.	Freq.	Pct.	Freq.	Pct.	Freq.	Pct.
01 Yes	34	16	16	18	0	0	50	16.4
02 No	183	84	72	82	0	0	255	83.6
Valid responses =	217	71	88	29	0	0	305	43.1

Invalid responses include no response or multiple responses.

32a. To what extent do students on this campus care about the following issues

a. Alcohol and other drug use

	Male		Female		Unknown		Total	
	Freq.	Pct.	Freq.	Pct.	Freq.	Pct.	Freq.	Pct.
01 Not at all	90	22	37	16	0	0	127	19.6
02 Slightly	159	38	89	39	0	0	248	38.3
03 Somewhat	144	35	92	40	0	0	236	36.5
04 Very much	24	6	12	5	0	0	36	5.6
Valid responses =	417	64	230	36	0	0	647	91.4

Invalid responses include no response or multiple responses.

32b. To what extent do students on this campus care about the following issues

b. Campus vandalism

	Male		Female		Unknown		Total	
	Freq.	Pct.	Freq.	Pct.	Freq.	Pct.	Freq.	Pct.
01 Not at all	63	15	40	17	0	0	103	15.9
02 Slightly	93	22	64	28	0	0	157	24.2
03 Somewhat	165	40	93	40	0	0	258	39.8
04 Very much	96	23	34	15	0	0	130	20.1
Valid responses =	417	64	231	36	0	0	648	91.5

Invalid responses include no response or multiple responses.

32c. To what extent do students on this campus care about the following issues

c. Sexual assault

	Male		Female		Unknown		Total	
	Freq.	Pct.	Freq.	Pct.	Freq.	Pct.	Freq.	Pct.
01 Not at all	25	6	14	6	0	0	39	6.1
02 Slightly	37	9	26	11	0	0	63	9.8
03 Somewhat	102	25	59	26	0	0	161	25.0
04 Very much	252	61	129	57	0	0	381	59.2
Valid responses =	416	65	228	35	0	0	644	91.0

Invalid responses include no response or multiple responses.

32d. To what extent do students on this campus care about the following issues

d. Assaults that are non-sexual

	Male		Female		Unknown		Total	
	Freq.	Pct.	Freq.	Pct.	Freq.	Pct.	Freq.	Pct.
01 Not at all	33	8	18	8	0	0	51	7.9
02 Slightly	62	15	41	18	0	0	103	16.0
03 Somewhat	146	35	83	36	0	0	229	35.5
04 Very much	173	42	89	39	0	0	262	40.6
Valid responses =	414	64	231	36	0	0	645	91.1

Invalid responses include no response or multiple responses.

32e. To what extent do students on this campus care about the following issues

e. Harassment because of gender

	Male		Female		Unknown		Total	
	Freq.	Pct.	Freq.	Pct.	Freq.	Pct.	Freq.	Pct.
01 Not at all	35	8	24	10	0	0	59	9.1
02 Slightly	70	17	46	20	0	0	116	17.9
03 Somewhat	150	36	91	39	0	0	241	37.2
04 Very much	161	39	70	30	0	0	231	35.7
Valid responses =	416	64	231	36	0	0	647	91.4

Invalid responses include no response or multiple responses.

32f. To what extent do students on this campus care about the following issues

f. Harassment because of sexual orientation

	Male		Female		Unknown		Total	
	Freq.	Pct.	Freq.	Pct.	Freq.	Pct.	Freq.	Pct.
01 Not at all	38	9	17	7	0	0	55	8.5
02 Slightly	65	16	48	21	0	0	113	17.5
03 Somewhat	145	35	75	33	0	0	220	34.1
04 Very much	167	40	90	39	0	0	257	39.8
Valid responses =	415	64	230	36	0	0	645	91.1

Invalid responses include no response or multiple responses.

32g. To what extent do students on this campus care about the following issues

g. Harassment because of race or ethnicity

	Male		Female		Unknown		Total	
	Freq.	Pct.	Freq.	Pct.	Freq.	Pct.	Freq.	Pct.
01 Not at all	33	8	25	11	0	0	58	9.0
02 Slightly	72	17	45	19	0	0	117	18.1
03 Somewhat	143	35	80	35	0	0	223	34.6
04 Very much	166	40	81	35	0	0	247	38.3
Valid responses =	414	64	231	36	0	0	645	91.1

Invalid responses include no response or multiple responses.

32h. To what extent do students on this campus care about the following issues

h. harassment because of religion

	Male		Female		Unknown		Total		
	Freq.	Pct.	Freq.	Pct.	Freq.	Pct.	Freq.	Pct.	
01 Not at all	55	13	38	16	0	0	93	14.4	
02 Slightly	97	23	53	23	0	0	150	23.2	
03 Somewhat	140	34	83	36	0	0	223	34.5	
04 Very much	123	30	57	25	0	0	180	27.9	
Valid responses =	415	64	231	36	0	0	646	91.2	

Invalid responses include no response or multiple responses.

33. To what extent has your alcohol use changed within the last 12 months

	Male		Female		Unknown		Total		
	Freq.	Pct.	Freq.	Pct.	Freq.	Pct.	Freq.	Pct.	
01 Increased	77	18	48	20	0	0	125	18.5	
02 About the same	162	37	89	37	0	0	251	37.2	
03 Decreased	91	21	43	18	0	0	134	19.9	
04 Did not use alcohol	105	24	60	25	0	0	165	24.4	
Valid responses =	435	64	240	36	0	0	675	95.3	

Invalid responses include no response or multiple responses.

34. To what extent has your illegal drug use changed within the last 12 months

	Male		Female		Unknown		Total		
	Freq.	Pct.	Freq.	Pct.	Freq.	Pct.	Freq.	Pct.	
01 Increased	8	2	9	4	0	0	17	2.5	
02 About the same	40	9	18	8	0	0	58	8.7	
03 Decreased	48	11	18	8	0	0	66	9.9	
04 Did not use drugs	333	78	193	81	0	0	526	78.9	
Valid responses =	429	64	238	36	0	0	667	94.2	

Invalid responses include no response or multiple responses.

35a. How much do you think people risk harming themselves (physically or in other ways) if they...

a. Try marijuana once or twice

	Male		Female		Unknown		Total		
	Freq.	Pct.	Freq.	Pct.	Freq.	Pct.	Freq.	Pct.	
01 No risk	208	49	87	38	0	0	295	45.1	
02 Slight risk	104	25	82	35	0	0	186	28.4	
03 Moderate risk	34	8	24	10	0	0	58	8.9	
04 Great risk	32	8	19	8	0	0	51	7.8	
05 Can't say	44	10	20	9	0	0	64	9.8	
Valid responses =	422	65	232	35	0	0	654	92.4	

Invalid responses include no response or multiple responses.

35b. How much do you think people risk harming themselves (physically or in other ways) if they...

b. Smoke marijuana occasionally

	Male		Female		Unknown		Total		
	Freq.	Pct.	Freq.	Pct.	Freq.	Pct.	Freq.	Pct.	
01 No risk	132	31	54	23	0	0	186	28.5	
02 Slight risk	131	31	61	26	0	0	192	29.4	
03 Moderate risk	59	14	67	29	0	0	126	19.3	
04 Great risk	60	14	34	15	0	0	94	14.4	
05 Can't say	40	9	15	6	0	0	55	8.4	
Valid responses =	422	65	231	35	0	0	653	92.2	

Invalid responses include no response or multiple responses.

35c. How much do you think people risk harming themselves (physically or in other ways) if they...

c. Smoke marijuana regularly

	Male		Female		Unknown		Total	
	Freq.	Pct.	Freq.	Pct.	Freq.	Pct.	Freq.	Pct.
01 No risk	62	15	25	11	0	0	87	13.3
02 Slight risk	100	24	36	16	0	0	136	20.9
03 Moderate risk	104	25	64	28	0	0	168	25.8
04 Great risk	118	28	86	37	0	0	204	31.3
05 Can't say	38	9	19	8	0	0	57	8.7
Valid responses =	422	65	230	35	0	0	652	92.1

Invalid responses include no response or multiple responses.

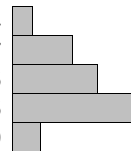


35d. How much do you think people risk harming themselves (physically or in other ways) if they...

d. Try cocaine once or twice

	Male		Female		Unknown		Total	
	Freq.	Pct.	Freq.	Pct.	Freq.	Pct.	Freq.	Pct.
01 No risk	32	8	10	4	0	0	42	6.4
02 Slight risk	84	20	38	16	0	0	122	18.7
03 Moderate risk	112	27	61	26	0	0	173	26.5
04 Great risk	153	36	105	45	0	0	258	39.5
05 Can't say	41	10	17	7	0	0	58	8.9
Valid responses =	422	65	231	35	0	0	653	92.2

Invalid responses include no response or multiple responses.

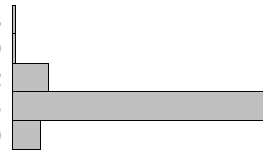


35e. How much do you think people risk harming themselves (physically or in other ways) if they...

e. Take cocaine regularly

	Male		Female		Unknown		Total	
	Freq.	Pct.	Freq.	Pct.	Freq.	Pct.	Freq.	Pct.
01 No risk	4	1	1	0	0	0	5	0.8
02 Slight risk	6	1	0	0	0	0	6	0.9
03 Moderate risk	49	12	24	10	0	0	73	11.2
04 Great risk	322	76	189	82	0	0	511	78.3
05 Can't say	42	10	16	7	0	0	58	8.9
Valid responses =	423	65	230	35	0	0	653	92.2

Invalid responses include no response or multiple responses.

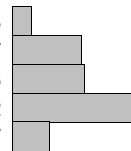


35f. How much do you think people risk harming themselves (physically or in other ways) if they...

f. Try LSD once or twice

	Male		Female		Unknown		Total	
	Freq.	Pct.	Freq.	Pct.	Freq.	Pct.	Freq.	Pct.
01 No risk	29	7	9	4	0	0	38	5.8
02 Slight risk	100	24	41	18	0	0	141	21.7
03 Moderate risk	90	21	57	25	0	0	147	22.6
04 Great risk	151	36	98	43	0	0	249	38.2
05 Can't say	53	13	23	10	0	0	76	11.7
Valid responses =	423	65	228	35	0	0	651	91.9

Invalid responses include no response or multiple responses.



35g. How much do you think people risk harming themselves (physically or in other ways) if they...

g. Take LSD regularly

	Male		Female		Unknown		Total		
	Freq.	Pct.	Freq.	Pct.	Freq.	Pct.	Freq.	Pct.	
01 No risk	5	1	1	0	0	0	6	0.9	
02 Slight risk	9	2	5	2	0	0	14	2.2	
03 Moderate risk	69	16	28	13	0	0	97	15.1	
04 Great risk	284	68	169	75	0	0	453	70.3	
05 Can't say	53	13	21	9	0	0	74	11.5	
Valid responses =	420	65	224	35	0	0	644	91.0	

Invalid responses include no response or multiple responses.

35h. How much do you think people risk harming themselves (physically or in other ways) if they...

h. Try amphetamines once or twice

	Male		Female		Unknown		Total		
	Freq.	Pct.	Freq.	Pct.	Freq.	Pct.	Freq.	Pct.	
01 No risk	20	5	7	3	0	0	27	4.2	
02 Slight risk	80	20	36	16	0	0	116	18.2	
03 Moderate risk	83	20	45	20	0	0	128	20.1	
04 Great risk	162	40	104	46	0	0	266	41.7	
05 Can't say	65	16	36	16	0	0	101	15.8	
Valid responses =	410	64	228	36	0	0	638	90.1	

Invalid responses include no response or multiple responses.

35i. How much do you think people risk harming themselves (physically or in other ways) if they...

i. Take amphetamines regularly

	Male		Female		Unknown		Total		
	Freq.	Pct.	Freq.	Pct.	Freq.	Pct.	Freq.	Pct.	
01 No risk	3	1	2	1	0	0	5	0.8	
02 Slight risk	11	3	6	3	0	0	17	2.6	
03 Moderate risk	42	10	22	10	0	0	64	9.9	
04 Great risk	299	72	166	72	0	0	465	71.9	
05 Can't say	62	15	34	15	0	0	96	14.8	
Valid responses =	417	64	230	36	0	0	647	91.4	

Invalid responses include no response or multiple responses.

35j. How much do you think people risk harming themselves (physically or in other ways) if they...

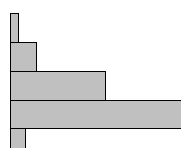
j. Take one or two drinks of an alcoholic beverage (beer, wine, liquor) nearly every day

	Male		Female		Unknown		Total		
	Freq.	Pct.	Freq.	Pct.	Freq.	Pct.	Freq.	Pct.	
01 No risk	92	22	24	10	0	0	116	17.8	
02 Slight risk	168	40	74	32	0	0	242	37.1	
03 Moderate risk	88	21	89	39	0	0	177	27.1	
04 Great risk	44	10	36	16	0	0	80	12.3	
05 Can't say	29	7	8	3	0	0	37	5.7	
Valid responses =	421	65	231	35	0	0	652	92.1	

Invalid responses include no response or multiple responses.

35k. How much do you think people risk harming themselves (physically or in other ways) if they...

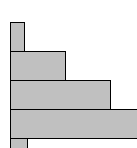
k. Take four or five drinks nearly every day

	Male		Female		Unknown		Total		
	Freq.	Pct.	Freq.	Pct.	Freq.	Pct.	Freq.	Pct.	
01 No risk	13	3	3	1	0	0	16	2.5	
02 Slight risk	39	9	13	6	0	0	52	8.0	
03 Moderate risk	142	34	50	22	0	0	192	29.5	
04 Great risk	200	48	159	69	0	0	359	55.2	
05 Can't say	25	6	6	3	0	0	31	4.8	
Valid responses =	419	64	231	36	0	0	650	91.8	

Invalid responses include no response or multiple responses.

35l. How much do you think people risk harming themselves (physically or in other ways) if they...

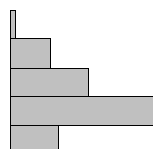
l. Have five or more drinks in one sitting

	Male		Female		Unknown		Total		
	Freq.	Pct.	Freq.	Pct.	Freq.	Pct.	Freq.	Pct.	
01 No risk	23	6	6	3	0	0	29	4.5	
02 Slight risk	84	20	27	12	0	0	111	17.2	
03 Moderate risk	131	31	71	31	0	0	202	31.3	
04 Great risk	151	36	118	52	0	0	269	41.6	
05 Can't say	28	7	7	3	0	0	35	5.4	
Valid responses =	417	65	229	35	0	0	646	91.2	

Invalid responses include no response or multiple responses.

35m. How much do you think people risk harming themselves (physically or in other ways) if they...

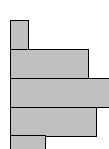
m. Take steroids for body building or improved athletic performance

	Male		Female		Unknown		Total		
	Freq.	Pct.	Freq.	Pct.	Freq.	Pct.	Freq.	Pct.	
01 No risk	7	2	3	1	0	0	10	1.5	
02 Slight risk	63	15	17	7	0	0	80	12.4	
03 Moderate risk	107	26	51	22	0	0	158	24.4	
04 Great risk	172	41	131	57	0	0	303	46.8	
05 Can't say	68	16	28	12	0	0	96	14.8	
Valid responses =	417	64	230	36	0	0	647	91.4	

Invalid responses include no response or multiple responses.

35n. How much do you think people risk harming themselves (physically or in other ways) if they...

n. Consume alcohol prior to being sexually active

	Male		Female		Unknown		Total		
	Freq.	Pct.	Freq.	Pct.	Freq.	Pct.	Freq.	Pct.	
01 No risk	28	7	9	4	0	0	37	5.7	
02 Slight risk	110	26	48	21	0	0	158	24.3	
03 Moderate risk	124	30	85	37	0	0	209	32.2	
04 Great risk	100	24	75	32	0	0	175	27.0	
05 Can't say	55	13	15	6	0	0	70	10.8	
Valid responses =	417	64	232	36	0	0	649	91.7	

Invalid responses include no response or multiple responses.

35o. How much do you think people risk harming themselves (physically or in other ways) if they...

o. Regularly engage in unprotected sexual activity with a single partner

	Male		Female		Unknown		Total	
	Freq.	Pct.	Freq.	Pct.	Freq.	Pct.	Freq.	Pct.
01 No risk	27	6	8	3	0	0	35	5.4
02 Slight risk	113	27	44	19	0	0	157	24.1
03 Moderate risk	118	28	85	37	0	0	203	31.2
04 Great risk	119	28	82	35	0	0	201	30.9
05 Can't say	43	10	12	5	0	0	55	8.4
Valid responses =	420	65	231	35	0	0	651	91.9

Invalid responses include no response or multiple responses.

35p. How much do you think people risk harming themselves (physically or in other ways) if they...

p. Regularly engage in unprotected sexual activity with multiple partners

	Male		Female		Unknown		Total	
	Freq.	Pct.	Freq.	Pct.	Freq.	Pct.	Freq.	Pct.
01 No risk	4	1	1	0	0	0	5	0.8
02 Slight risk	6	1	0	0	0	0	6	0.9
03 Moderate risk	50	12	12	5	0	0	62	9.5
04 Great risk	322	77	209	90	0	0	531	81.6
05 Can't say	38	9	9	4	0	0	47	7.2
Valid responses =	420	65	231	35	0	0	651	91.9

Invalid responses include no response or multiple responses.

36a. Did you have sexual intercourse within the last year?

	Male		Female		Unknown		Total	
	Freq.	Pct.	Freq.	Pct.	Freq.	Pct.	Freq.	Pct.
01 Yes	219	51	156	66	0	0	375	56.6
02 No	208	49	79	34	0	0	287	43.4
Valid responses =	427	65	235	35	0	0	662	93.5

Invalid responses include no response or multiple responses.

36b. Did you drink alcohol the last time you had sexual intercourse?

	Male		Female		Unknown		Total	
	Freq.	Pct.	Freq.	Pct.	Freq.	Pct.	Freq.	Pct.
01 Yes	45	21	17	11	0	0	62	16.6
02 No	173	79	138	89	0	0	311	83.4
Valid responses =	218	58	155	42	0	0	373	52.7

Invalid responses include no response or multiple responses.

36c. Did you use other drugs the last time you had sexual intercourse?

	Male		Female		Unknown		Total	
	Freq.	Pct.	Freq.	Pct.	Freq.	Pct.	Freq.	Pct.
01 Yes	8	4	2	1	0	0	10	2.7
02 No	211	96	152	99	0	0	363	97.3
Valid responses =	219	59	154	41	0	0	373	52.7

Invalid responses include no response or multiple responses.

37a. During the past 30 days, to what extent have you engaged in any of the following behaviors?

a. Refused an offer of alcohol or other drugs

	Male		Female		Unknown		Total		
	Freq.	Pct.	Freq.	Pct.	Freq.	Pct.	Freq.	Pct.	
01 Never	180	43	77	33	0	0	257	39.4	
02 Once	62	15	48	21	0	0	110	16.8	
03 Twice	80	19	49	21	0	0	129	19.8	
04 3-5 times	73	17	45	19	0	0	118	18.1	
05 6-9 times	7	2	11	5	0	0	18	2.8	
06 10 or more times	17	4	4	2	0	0	21	3.2	
Valid responses =	419	64	234	36	0	0	653	92.2	

Invalid responses include no response or multiple responses.

37b. During the past 30 days, to what extent have you engaged in any of the following behaviors?

b. Bragged about your alcohol or other drug use

	Male		Female		Unknown		Total		
	Freq.	Pct.	Freq.	Pct.	Freq.	Pct.	Freq.	Pct.	
01 Never	353	85	201	87	0	0	554	85.6	
02 Once	32	8	17	7	0	0	49	7.6	
03 Twice	11	3	7	3	0	0	18	2.8	
04 3-5 times	19	5	4	2	0	0	23	3.6	
05 6-9 times	2	0	0	0	0	0	2	0.3	
06 10 or more times	0	0	1	0	0	0	1	0.2	
Valid responses =	417	64	230	36	0	0	647	91.4	

Invalid responses include no response or multiple responses.

37c. During the past 30 days, to what extent have you engaged in any of the following behaviors?

c. Heard someone else brag about his/her alcohol or other drug use

	Male		Female		Unknown		Total		
	Freq.	Pct.	Freq.	Pct.	Freq.	Pct.	Freq.	Pct.	
01 Never	154	37	73	31	0	0	227	34.8	
02 Once	37	9	22	9	0	0	59	9.0	
03 Twice	63	15	35	15	0	0	98	15.0	
04 3-5 times	88	21	65	28	0	0	153	23.5	
05 6-9 times	26	6	21	9	0	0	47	7.2	
06 10 or more times	51	12	17	7	0	0	68	10.4	
Valid responses =	419	64	233	36	0	0	652	92.1	

Invalid responses include no response or multiple responses.

37d. During the past 30 days, to what extent have you engaged in any of the following behaviors?

d. Carried a weapon such as a gun, knife, etc. (do not count hunting situations or weapons used as part of your job)

	Male		Female		Unknown		Total		
	Freq.	Pct.	Freq.	Pct.	Freq.	Pct.	Freq.	Pct.	
01 Never	337	80	218	94	0	0	555	85.3	
02 Once	10	2	3	1	0	0	13	2.0	
03 Twice	6	1	2	1	0	0	8	1.2	
04 3-5 times	11	3	2	1	0	0	13	2.0	
05 6-9 times	3	1	0	0	0	0	3	0.5	
06 10 or more times	52	12	7	3	0	0	59	9.1	
Valid responses =	419	64	232	36	0	0	651	91.9	

Invalid responses include no response or multiple responses.

37e. During the past 30 days, to what extent have you engaged in any of the following behaviors?

e. Experienced peer pressure to drink or use drugs

	Male		Female		Unknown		Total		
	Freq.	Pct.	Freq.	Pct.	Freq.	Pct.	Freq.	Pct.	
01 Never	277	66	163	70	0	0	440	67.5	
02 Once	45	11	26	11	0	0	71	10.9	
03 Twice	37	9	21	9	0	0	58	8.9	
04 3-5 times	39	9	17	7	0	0	56	8.6	
05 6-9 times	9	2	3	1	0	0	12	1.8	
06 10 or more times	12	3	3	1	0	0	15	2.3	
Valid responses =	419	64	233	36	0	0	652	92.1	

Invalid responses include no response or multiple responses.

37f. During the past 30 days, to what extent have you engaged in any of the following behaviors?

f. Held a drink to have people stop bothering you about why you weren't drinking

	Male		Female		Unknown		Total		
	Freq.	Pct.	Freq.	Pct.	Freq.	Pct.	Freq.	Pct.	
01 Never	383	91	203	87	0	0	586	89.7	
02 Once	16	4	18	8	0	0	34	5.2	
03 Twice	12	3	8	3	0	0	20	3.1	
04 3-5 times	8	2	4	2	0	0	12	1.8	
05 6-9 times	0	0	0	0	0	0	0	0.0	
06 10 or more times	1	0	0	0	0	0	1	0.2	
Valid responses =	420	64	233	36	0	0	653	92.2	

Invalid responses include no response or multiple responses.

37g. During the past 30 days, to what extent have you engaged in any of the following behaviors?

g. Thought a sexual partner was not attractive because he/she was drunk

	Male		Female		Unknown		Total		
	Freq.	Pct.	Freq.	Pct.	Freq.	Pct.	Freq.	Pct.	
01 Never	369	88	185	80	0	0	554	85.5	
02 Once	21	5	24	10	0	0	45	6.9	
03 Twice	11	3	10	4	0	0	21	3.2	
04 3-5 times	13	3	9	4	0	0	22	3.4	
05 6-9 times	2	0	2	1	0	0	4	0.6	
06 10 or more times	1	0	1	0	0	0	2	0.3	
Valid responses =	417	64	231	36	0	0	648	91.5	

Invalid responses include no response or multiple responses.

37h. During the past 30 days, to what extent have you engaged in any of the following behaviors?

h. Told a sexual partner that he/she was not attractive because he/she was drunk

	Male		Female		Unknown		Total		
	Freq.	Pct.	Freq.	Pct.	Freq.	Pct.	Freq.	Pct.	
01 Never	396	95	209	90	0	0	605	93.2	
02 Once	10	2	10	4	0	0	20	3.1	
03 Twice	4	1	4	2	0	0	8	1.2	
04 3-5 times	7	2	8	3	0	0	15	2.3	
05 6-9 times	1	0	0	0	0	0	1	0.2	
06 10 or more times	0	0	0	0	0	0	0	0.0	
Valid responses =	418	64	231	36	0	0	649	91.7	

Invalid responses include no response or multiple responses.

Michigan Technological University (online) (2014 Other)

SIUC/Core Institute
374 East Grand Avenue
(618) 453-4420
Carbondale, IL 62901

Consortium Number =
Institution Number = 1445
Number of Surveys = 708

Cross-tabulation Report
Core Alcohol and Drug Survey - Long Form

Thursday, May 08, 2014
Page 46 of 53

38a. To what extent do you agree with the following statements?

a. I feel valued as a person on this campus

	Male		Female		Unknown		Total		
	Freq.	Pct.	Freq.	Pct.	Freq.	Pct.	Freq.	Pct.	
01 Strongly agree	77	18	48	20	0	0	125	19.0	
02 Agree	186	44	116	49	0	0	302	46.0	
03 Neutral	98	23	54	23	0	0	152	23.1	
04 Disagree	31	7	11	5	0	0	42	6.4	
05 Strongly disagree	17	4	3	1	0	0	20	3.0	
06 Don't know	13	3	3	1	0	0	16	2.4	
Valid responses =	422	64	235	36	0	0	657	92.8	

Invalid responses include no response or multiple responses.

38b. To what extent do you agree with the following statements?

b. I feel that faculty and staff care about me as a student

	Male		Female		Unknown		Total		
	Freq.	Pct.	Freq.	Pct.	Freq.	Pct.	Freq.	Pct.	
01 Strongly agree	86	20	58	25	0	0	144	21.9	
02 Agree	199	47	117	50	0	0	316	48.0	
03 Neutral	83	20	43	18	0	0	126	19.1	
04 Disagree	35	8	13	6	0	0	48	7.3	
05 Strongly disagree	14	3	3	1	0	0	17	2.6	
06 Don't know	6	1	1	0	0	0	7	1.1	
Valid responses =	423	64	235	36	0	0	658	92.9	

Invalid responses include no response or multiple responses.

38c. To what extent do you agree with the following statements?

c. I have a responsibility to contribute to the well-being of other students

	Male		Female		Unknown		Total		
	Freq.	Pct.	Freq.	Pct.	Freq.	Pct.	Freq.	Pct.	
01 Strongly agree	97	23	57	24	0	0	154	23.4	
02 Agree	187	44	115	49	0	0	302	45.9	
03 Neutral	98	23	53	23	0	0	151	22.9	
04 Disagree	23	5	5	2	0	0	28	4.3	
05 Strongly disagree	7	2	3	1	0	0	10	1.5	
06 Don't know	11	3	2	1	0	0	13	2.0	
Valid responses =	423	64	235	36	0	0	658	92.9	

Invalid responses include no response or multiple responses.

38d. To what extent do you agree with the following statements?

d. My campus encourages me to help others in need

	Male		Female		Unknown		Total		
	Freq.	Pct.	Freq.	Pct.	Freq.	Pct.	Freq.	Pct.	
01 Strongly agree	65	15	53	22	0	0	118	17.9	
02 Agree	185	44	112	47	0	0	297	45.1	
03 Neutral	131	31	54	23	0	0	185	28.1	
04 Disagree	25	6	10	4	0	0	35	5.3	
05 Strongly disagree	3	1	2	1	0	0	5	0.8	
06 Don't know	13	3	5	2	0	0	18	2.7	
Valid responses =	422	64	236	36	0	0	658	92.9	

Invalid responses include no response or multiple responses.

38e. To what extent do you agree with the following statements?

e. I abide by the university policy and regulations that concern alcohol and other drug use

	Male		Female		Unknown		Total		
	Freq.	Pct.	Freq.	Pct.	Freq.	Pct.	Freq.	Pct.	
01 Strongly agree	158	37	98	42	0	0	256	38.8	
02 Agree	133	31	67	28	0	0	200	30.3	
03 Neutral	57	13	39	17	0	0	96	14.6	
04 Disagree	37	9	24	10	0	0	61	9.3	
05 Strongly disagree	15	4	2	1	0	0	17	2.6	
06 Don't know	23	5	6	3	0	0	29	4.4	
Valid responses =	423	64	236	36	0	0	659	93.1	

Invalid responses include no response or multiple responses.

39a. In which of the following ways does other students' drinking interfere with your life on or around campus?

a. Interrupts your studying

	Male		Female		Unknown		Total		
	Freq.	Pct.	Freq.	Pct.	Freq.	Pct.	Freq.	Pct.	
01 Yes	74	17	49	21	0	0	123	18.8	
02 No	349	83	183	79	0	0	532	81.2	
Valid responses =	423	65	232	35	0	0	655	92.5	

Invalid responses include no response or multiple responses.

39b. In which of the following ways does other students' drinking interfere with your life on or around campus?

b. Makes you feel unsafe

	Male		Female		Unknown		Total		
	Freq.	Pct.	Freq.	Pct.	Freq.	Pct.	Freq.	Pct.	
01 Yes	37	9	35	15	0	0	72	11.1	
02 No	383	91	196	85	0	0	579	88.9	
Valid responses =	420	65	231	35	0	0	651	91.9	

Invalid responses include no response or multiple responses.

39c. In which of the following ways does other students' drinking interfere with your life on or around campus?

c. Messes up your physical living space (cleanliness, neatness, organization, etc.)

	Male		Female		Unknown		Total		
	Freq.	Pct.	Freq.	Pct.	Freq.	Pct.	Freq.	Pct.	
01 Yes	94	22	46	20	0	0	140	21.6	
02 No	326	78	183	80	0	0	509	78.4	
Valid responses =	420	65	229	35	0	0	649	91.7	

Invalid responses include no response or multiple responses.

39d. In which of the following ways does other students' drinking interfere with your life on or around campus?

d. Adversely affects your involvement on an athletic team or in other organized groups

	Male		Female		Unknown		Total		
	Freq.	Pct.	Freq.	Pct.	Freq.	Pct.	Freq.	Pct.	
01 Yes	28	7	18	8	0	0	46	7.1	
02 No	392	93	211	92	0	0	603	92.9	
Valid responses =	420	65	229	35	0	0	649	91.7	

Invalid responses include no response or multiple responses.

39e. In which of the following ways does other students' drinking interfere with your life on or around campus?

e. Prevents you from enjoying events (concerts, sports, social activities, etc.)

	Male		Female		Unknown		Total		
	Freq.	Pct.	Freq.	Pct.	Freq.	Pct.	Freq.	Pct.	
01 Yes	55	13	37	16	0	0	92	14.2	
02 No	364	87	193	84	0	0	557	85.8	
Valid responses =	419	65	230	35	0	0	649	91.7	

Invalid responses include no response or multiple responses.

39f. In which of the following ways does other students' drinking interfere with your life on or around campus?

f. Interferes in other way(s)

	Male		Female		Unknown		Total		
	Freq.	Pct.	Freq.	Pct.	Freq.	Pct.	Freq.	Pct.	
01 Yes	84	20	48	21	0	0	132	20.2	
02 No	338	80	183	79	0	0	521	79.8	
Valid responses =	422	65	231	35	0	0	653	92.2	

Invalid responses include no response or multiple responses.

39g. In which of the following ways does other students' drinking interfere with your life on or around campus?

g. Doesn't interfere with my life

	Male		Female		Unknown		Total		
	Freq.	Pct.	Freq.	Pct.	Freq.	Pct.	Freq.	Pct.	
01 Yes	262	64	148	66	0	0	410	64.7	
02 No	148	36	76	34	0	0	224	35.3	
Valid responses =	410	65	224	35	0	0	634	89.5	

Invalid responses include no response or multiple responses.

Type. Web Survey?

	Male		Female		Unknown		Total		
	Freq.	Pct.	Freq.	Pct.	Freq.	Pct.	Freq.	Pct.	
01 Yes	460	100	243	100	5	100	708	100.0	
02 No	0	0	0	0	0	0	0	0.0	
Valid responses =	460	65	243	34	5	1	708	100.0	

Invalid responses include no response or multiple responses.

40a. Within the last year, approximately how often have you used....non-medical use of prescription drugs....pain medication?

	Male		Female		Unknown		Total		
	Freq.	Pct.	Freq.	Pct.	Freq.	Pct.	Freq.	Pct.	
00 Did not use	394	93	224	94	1	50	619	93.2	
01 Once/year	12	3	6	3	0	0	18	2.7	
02 6 times/year	10	2	3	1	0	0	13	2.0	
03 Once/month	4	1	3	1	0	0	7	1.1	
04 Twice/month	1	0	0	0	0	0	1	0.2	
05 Once/week	1	0	1	0	0	0	2	0.3	
06 3 times/week	0	0	1	0	0	0	1	0.2	
07 5 times/week	0	0	0	0	0	0	0	0.0	
08 Every day	2	0	0	0	1	50	3	0.5	
Valid responses =	424	64	238	36	2	0	664	93.8	

Invalid responses include no response or multiple responses.

40b. Within the last year, approximately how often have you used....non-medical use of prescription drugs....sedatives/anti-anxiety medication?

	Male		Female		Unknown		Total	
	Freq.	Pct.	Freq.	Pct.	Freq.	Pct.	Freq.	Pct.
00 Did not use	415	98	229	97	1	50	645	97.3
01 Once/year	3	1	3	1	0	0	6	0.9
02 6 times/year	2	0	2	1	0	0	4	0.6
03 Once/month	2	0	3	1	0	0	5	0.8
04 Twice/month	1	0	0	0	0	0	1	0.2
05 Once/week	0	0	0	0	0	0	0	0.0
06 3 times/week	0	0	0	0	0	0	0	0.0
07 5 times/week	0	0	0	0	0	0	0	0.0
08 Every day	1	0	0	0	1	50	2	0.3
Valid responses =	424	64	237	36	2	0	663	93.6

Invalid responses include no response or multiple responses.

40c. Within the last year, approximately how often have you used....non-medical use of prescription drugs....stimulant medication?

	Male		Female		Unknown		Total	
	Freq.	Pct.	Freq.	Pct.	Freq.	Pct.	Freq.	Pct.
00 Did not use	401	96	231	98	1	50	633	96.3
01 Once/year	6	1	3	1	0	0	9	1.4
02 6 times/year	6	1	2	1	0	0	8	1.2
03 Once/month	2	0	0	0	0	0	2	0.3
04 Twice/month	1	0	0	0	0	0	1	0.2
05 Once/week	1	0	0	0	0	0	1	0.2
06 3 times/week	1	0	0	0	0	0	1	0.2
07 5 times/week	1	0	0	0	0	0	1	0.2
08 Every day	0	0	0	0	1	50	1	0.2
Valid responses =	419	64	236	36	2	0	657	92.8

Invalid responses include no response or multiple responses.

40d. Within the last year, approximately how often have you used....non-medical use of prescription drugs....sleep medication?

	Male		Female		Unknown		Total	
	Freq.	Pct.	Freq.	Pct.	Freq.	Pct.	Freq.	Pct.
00 Did not use	407	97	230	97	1	50	638	97.1
01 Once/year	2	0	4	2	0	0	6	0.9
02 6 times/year	1	0	3	1	0	0	4	0.6
03 Once/month	2	0	0	0	0	0	2	0.3
04 Twice/month	1	0	0	0	0	0	1	0.2
05 Once/week	5	1	0	0	0	0	5	0.8
06 3 times/week	0	0	0	0	0	0	0	0.0
07 5 times/week	0	0	0	0	0	0	0	0.0
08 Every da	0	0	0	0	1	50	1	0.2
Valid responses =	418	64	237	36	2	0	657	92.8

Invalid responses include no response or multiple responses.

40e. Within the last year, approximately how often do you think the average student on your campus uses....non-medical use of prescription drugs....pain medication?

	Male		Female		Unknown		Total		
	Freq.	Pct.	Freq.	Pct.	Freq.	Pct.	Freq.	Pct.	
00 Did not use	216	52	107	46	1	100	324	50.2	
01 Once/year	87	21	57	25	0	0	144	22.3	
02 6 times/year	60	15	46	20	0	0	106	16.4	
03 Once/month	23	6	13	6	0	0	36	5.6	
04 Twice/month	15	4	7	3	0	0	22	3.4	
05 Once/week	8	2	2	1	0	0	10	1.6	
06 3 times/week	2	0	0	0	0	0	2	0.3	
07 5 times/week	0	0	0	0	0	0	0	0.0	
08 Every day	1	0	0	0	0	0	1	0.2	
Valid responses =	412	64	232	36	1	0	645	91.1	

Invalid responses include no response or multiple responses.

40f. Within the last year, approximately how often do you think the average student on your campus uses....non-medical use of prescription drugs....sedatives/anti-anxiety medication?

	Male		Female		Unknown		Total		
	Freq.	Pct.	Freq.	Pct.	Freq.	Pct.	Freq.	Pct.	
00 Did not use	231	56	111	48	0	0	342	52.9	
01 Once/year	81	20	57	25	1	50	139	21.5	
02 6 times/year	45	11	37	16	0	0	82	12.7	
03 Once/month	22	5	16	7	0	0	38	5.9	
04 Twice/month	16	4	5	2	0	0	21	3.3	
05 Once/week	13	3	2	1	0	0	15	2.3	
06 3 times/week	4	1	2	1	0	0	6	0.9	
07 5 times/week	1	0	0	0	0	0	1	0.2	
08 Every day	1	0	0	0	1	50	2	0.3	
Valid responses =	414	64	230	36	2	0	646	91.2	

Invalid responses include no response or multiple responses.

40g. Within the last year, approximately how often do you think the average student on your campus uses....non-medical use of prescription drugs....stimulant medication?

	Male		Female		Unknown		Total		
	Freq.	Pct.	Freq.	Pct.	Freq.	Pct.	Freq.	Pct.	
00 Did not use	199	48	97	42	0	0	296	46.0	
01 Once/year	59	14	45	20	1	50	105	16.3	
02 6 times/year	45	11	42	18	0	0	87	13.5	
03 Once/month	40	10	20	9	0	0	60	9.3	
04 Twice/month	31	8	16	7	0	0	47	7.3	
05 Once/week	21	5	4	2	0	0	25	3.9	
06 3 times/week	12	3	5	2	0	0	17	2.6	
07 5 times/week	3	1	0	0	0	0	3	0.5	
08 Every day	2	0	0	0	1	50	3	0.5	
Valid responses =	412	64	229	36	2	0	643	90.8	

Invalid responses include no response or multiple responses.

40h. Within the last year, approximately how often do you think the average student on your campus uses....non-medical use of prescription drugs....sleep medication?

	Male		Female		Unknown		Total		
	Freq.	Pct.	Freq.	Pct.	Freq.	Pct.	Freq.	Pct.	
00 Did not use	221	54	112	49	0	0	333	52.1	
01 Once/year	68	17	51	22	1	50	120	18.8	
02 6 times/year	50	12	28	12	0	0	78	12.2	
03 Once/month	27	7	19	8	0	0	46	7.2	
04 Twice/month	19	5	13	6	0	0	32	5.0	
05 Once/week	15	4	4	2	0	0	19	3.0	
06 3 times/week	6	1	0	0	0	0	6	0.9	
07 5 times/week	2	0	1	0	0	0	3	0.5	
08 Every day	1	0	0	0	1	50	2	0.3	
Valid responses =	409	64	228	36	2	0	639	90.3	

Invalid responses include no response or multiple responses.

40i. During the last 30 days, on how many days did you use....non-medical use of prescription drugs....pain medication?

	Male		Female		Unknown		Total		
	Freq.	Pct.	Freq.	Pct.	Freq.	Pct.	Freq.	Pct.	
00 Did not use	409	97	226	95	1	50	636	96.2	
01 1 - 2 days	10	2	8	3	0	0	18	2.7	
02 3 - 5 days	0	0	2	1	0	0	2	0.3	
03 6 - 9 days	1	0	1	0	0	0	2	0.3	
04 10 - 19 days	0	0	1	0	0	0	1	0.2	
05 20 - 29 days	0	0	0	0	0	0	0	0.0	
06 All 30 days	1	0	0	0	1	50	2	0.3	
Valid responses =	421	64	238	36	2	0	661	93.4	

Invalid responses include no response or multiple responses.

40j. During the last 30 days, on how many days did you use....non-medical use of prescription drugs....sedatives/anti-anxiety medication?

	Male		Female		Unknown		Total		
	Freq.	Pct.	Freq.	Pct.	Freq.	Pct.	Freq.	Pct.	
00 Did not use	417	99	230	97	1	50	648	98.0	
01 1 - 2 days	3	1	5	2	0	0	8	1.2	
02 3 - 5 days	0	0	2	1	0	0	2	0.3	
03 6 - 9 days	1	0	0	0	0	0	1	0.2	
04 10 - 19 days	0	0	0	0	0	0	0	0.0	
05 20 - 29 days	0	0	0	0	0	0	0	0.0	
06 All 30 days	1	0	0	0	1	50	2	0.3	
Valid responses =	422	64	237	36	2	0	661	93.4	

Invalid responses include no response or multiple responses.

40k. During the last 30 days, on how many days did you use....non-medical use of prescription drugs....stimulant medication?

	Male		Female		Unknown		Total		
	Freq.	Pct.	Freq.	Pct.	Freq.	Pct.	Freq.	Pct.	
00 Did not use	405	97	234	98	1	50	640	97.3	
01 1 - 2 days	7	2	4	2	0	0	11	1.7	
02 3 - 5 days	3	1	0	0	0	0	3	0.5	
03 6 - 9 days	0	0	0	0	0	0	0	0.0	
04 10 - 19 days	3	1	0	0	0	0	3	0.5	
05 20 - 29 days	0	0	0	0	0	0	0	0.0	
06 All 30 days	0	0	0	0	1	50	1	0.2	
Valid responses =	418	64	238	36	2	0	658	92.9	

Invalid responses include no response or multiple responses.

Michigan Technological University (online) (2014 Other)

SIUC/Core Institute
374 East Grand Avenue
(618) 453-4420
Carbondale, IL 62901

Consortium Number =
Institution Number = 1445
Number of Surveys = 708

Cross-tabulation Report
Core Alcohol and Drug Survey - Long Form

Thursday, May 08, 2014
Page 52 of 53

40l. During the last 30 days, on how many days did you use....non-medical use of prescription drugs....sleep medication?

	Male		Female		Unknown		Total		
	Freq.	Pct.	Freq.	Pct.	Freq.	Pct.	Freq.	Pct.	
00 Did not use	411	98	234	99	1	50	646	98.2	
01 1 - 2 days	6	1	3	1	0	0	9	1.4	
02 3 - 5 days	2	0	0	0	0	0	2	0.3	
03 6 - 9 days	0	0	0	0	0	0	0	0.0	
04 10 - 19 days	0	0	0	0	0	0	0	0.0	
05 20 - 29 days	0	0	0	0	0	0	0	0.0	
06 All 30 days	0	0	0	0	1	50	1	0.2	
Valid responses =	419	64	237	36	2	0	658	92.9	

Invalid responses include no response or multiple responses.

40m. Extra Question 13

	Male		Female		Unknown		Total		
	Freq.	Pct.	Freq.	Pct.	Freq.	Pct.	Freq.	Pct.	
00 Response 0	45	11	5	2	1	50	51	7.8	
01 Response 1	374	89	230	98	1	50	605	92.2	
02 Response 2	0	0	0	0	0	0	0	0.0	
03 Response 3	0	0	0	0	0	0	0	0.0	
04 Response 4	0	0	0	0	0	0	0	0.0	
05 Response 5	0	0	0	0	0	0	0	0.0	
06 Response 6	0	0	0	0	0	0	0	0.0	
07 Response 7	0	0	0	0	0	0	0	0.0	
08 Response 8	0	0	0	0	0	0	0	0.0	
09 Response 9	0	0	0	0	0	0	0	0.0	
Valid responses =	419	64	235	36	2	0	656	92.7	

Invalid responses include no response or multiple responses.

40n. Extra Question 14

	Male		Female		Unknown		Total		
	Freq.	Pct.	Freq.	Pct.	Freq.	Pct.	Freq.	Pct.	
00 Response 0	2	0	40	17	1	50	43	6.6	
01 Response 1	417	100	195	83	1	50	613	93.4	
02 Response 2	0	0	0	0	0	0	0	0.0	
03 Response 3	0	0	0	0	0	0	0	0.0	
04 Response 4	0	0	0	0	0	0	0	0.0	
05 Response 5	0	0	0	0	0	0	0	0.0	
06 Response 6	0	0	0	0	0	0	0	0.0	
07 Response 7	0	0	0	0	0	0	0	0.0	
08 Response 8	0	0	0	0	0	0	0	0.0	
09 Response 9	0	0	0	0	0	0	0	0.0	
Valid responses =	419	64	235	36	2	0	656	92.7	

Invalid responses include no response or multiple responses.

40o. Extra Question 15

	Male		Female		Unknown		Total		
	Freq.	Pct.	Freq.	Pct.	Freq.	Pct.	Freq.	Pct.	
00 Response 0	19	5	12	5	1	50	32	4.9	
01 Response 1	397	95	223	95	1	50	621	95.1	
02 Response 2	0	0	0	0	0	0	0	0.0	
03 Response 3	0	0	0	0	0	0	0	0.0	
04 Response 4	0	0	0	0	0	0	0	0.0	
05 Response 5	0	0	0	0	0	0	0	0.0	
06 Response 6	0	0	0	0	0	0	0	0.0	
07 Response 7	0	0	0	0	0	0	0	0.0	
08 Response 8	0	0	0	0	0	0	0	0.0	
09 Response 9	0	0	0	0	0	0	0	0.0	
Valid responses =	416	64	235	36	2	0	653	92.2	

Invalid responses include no response or multiple responses.

Michigan Technological University (online) (2014 Other)

SIUC/Core Institute
374 East Grand Avenue
(618) 453-4420
Carbondale, IL 62901

Consortium Number =
Institution Number = 1445
Number of Surveys = 708

Cross-tabulation Report
Core Alcohol and Drug Survey - Long Form

Thursday, May 08, 2014
Page 53 of 53

40p. Extra Question 16

	Male		Female		Unknown		Total		
	Freq.	Pct.	Freq.	Pct.	Freq.	Pct.	Freq.	Pct.	
00 Response 0	83	20	37	16	1	50	121	18.5	
01 Response 1	335	80	198	84	1	50	534	81.5	
02 Response 2	0	0	0	0	0	0	0	0.0	
03 Response 3	0	0	0	0	0	0	0	0.0	
04 Response 4	0	0	0	0	0	0	0	0.0	
05 Response 5	0	0	0	0	0	0	0	0.0	
06 Response 6	0	0	0	0	0	0	0	0.0	
07 Response 7	0	0	0	0	0	0	0	0.0	
08 Response 8	0	0	0	0	0	0	0	0.0	
09 Response 9	0	0	0	0	0	0	0	0.0	
Valid responses =	418	64	235	36	2	0	655	92.5	

Invalid responses include no response or multiple responses.

40q. Extra Question 17

	Male		Female		Unknown		Total		
	Freq.	Pct.	Freq.	Pct.	Freq.	Pct.	Freq.	Pct.	
00 Response 0	173	41	74	32	2	100	249	37.9	
01 Response 1	250	59	158	68	0	0	408	62.1	
02 Response 2	0	0	0	0	0	0	0	0.0	
03 Response 3	0	0	0	0	0	0	0	0.0	
04 Response 4	0	0	0	0	0	0	0	0.0	
05 Response 5	0	0	0	0	0	0	0	0.0	
06 Response 6	0	0	0	0	0	0	0	0.0	
07 Response 7	0	0	0	0	0	0	0	0.0	
08 Response 8	0	0	0	0	0	0	0	0.0	
09 Response 9	0	0	0	0	0	0	0	0.0	
Valid responses =	423	64	232	35	2	0	657	92.8	

Invalid responses include no response or multiple responses.

40r. Extra Question 18

	Male		Female		Unknown		Total		
	Freq.	Pct.	Freq.	Pct.	Freq.	Pct.	Freq.	Pct.	
00 Response 0	254	60	178	75	1	50	433	65.2	
01 Response 1	170	40	60	25	1	50	231	34.8	
02 Response 2	0	0	0	0	0	0	0	0.0	
03 Response 3	0	0	0	0	0	0	0	0.0	
04 Response 4	0	0	0	0	0	0	0	0.0	
05 Response 5	0	0	0	0	0	0	0	0.0	
06 Response 6	0	0	0	0	0	0	0	0.0	
07 Response 7	0	0	0	0	0	0	0	0.0	
08 Response 8	0	0	0	0	0	0	0	0.0	
09 Response 9	0	0	0	0	0	0	0	0.0	
Valid responses =	424	64	238	36	2	0	664	93.8	

Invalid responses include no response or multiple responses.