

Michigan Technological University (Online) (2010 Pre)

SIUC/Core Institute
374 East Grand Avenue
(618) 453-4420
Carbondale, IL 62901

Consortium Number =
Institution Number = 1445
Number of Surveys = 392

Cross-tabulation Report
Core Alcohol and Drug Survey - Long Form

Wednesday, March 17, 2010
Page 1 of 51

1. Classification

	Male		Female		Unknown		Total	
	Freq.	Pct.	Freq.	Pct.	Freq.	Pct.	Freq.	Pct.
01 Freshman	34	13	27	21	0	0	61	15.6
02 Sophomore	42	16	18	14	0	0	60	15.3
03 Junior	59	23	18	14	0	0	77	19.6
04 Senior	83	32	31	24	1	100	115	29.3
05 Grad/professional	40	15	31	24	0	0	71	18.1
06 Not seeking a degree	1	0	1	1	0	0	2	0.5
07 Other	3	1	3	2	0	0	6	1.5
Valid responses =	262	67	129	33	1	0	392	100.0

Invalid responses include no response or multiple responses.

2. Age

	Male		Female		Unknown		Total	
	Freq.	Pct.	Freq.	Pct.	Freq.	Pct.	Freq.	Pct.
18	10	4	12	9	0	0	22	5.7
19	39	15	24	19	0	0	63	16.2
20	39	15	11	9	0	0	50	12.9
21	48	18	15	12	0	0	63	16.2
22	35	13	21	16	0	0	56	14.4
23	29	11	10	8	0	0	39	10.0
24	7	3	4	3	0	0	11	2.8
25	8	3	3	2	0	0	11	2.8
26	9	3	1	1	0	0	10	2.6
27	3	1	2	2	0	0	5	1.3
28	4	2	3	2	0	0	7	1.8
29	3	1	2	2	0	0	5	1.3
30	5	2	4	3	0	0	9	2.3
31	2	1	1	1	0	0	3	0.8
32	0	0	2	2	0	0	2	0.5
33	1	0	0	0	0	0	1	0.3
34	2	1	1	1	0	0	3	0.8
35	1	0	3	2	0	0	4	1.0
36	3	1	0	0	0	0	3	0.8
37	2	1	2	2	0	0	4	1.0
38	1	0	0	0	0	0	1	0.3
39	1	0	0	0	0	0	1	0.3
40	1	0	1	1	0	0	2	0.5
41	2	1	1	1	0	0	3	0.8
42	0	0	2	2	0	0	2	0.5
43	1	0	0	0	0	0	1	0.3
44	0	0	1	1	0	0	1	0.3
45	1	0	0	0	0	0	1	0.3
53	1	0	0	0	0	0	1	0.3
57	1	0	0	0	0	0	1	0.3
58	1	0	0	0	0	0	1	0.3
60	0	0	2	2	0	0	2	0.5
99	1	0	0	0	0	0	1	0.3
Valid responses =	261	67	128	33	0	0	389	99.2

Invalid responses include no response or multiple responses.

Michigan Technological University (Online) (2010 Pre)

SIUC/Core Institute
374 East Grand Avenue
(618) 453-4420
Carbondale, IL 62901

Consortium Number =
Institution Number = 1445
Number of Surveys = 392

Cross-tabulation Report
Core Alcohol and Drug Survey - Long Form

Wednesday, March 17, 2010
Page 2 of 51

3. Ethnic origin

	Male		Female		Unknown		Total	
	Freq.	Pct.	Freq.	Pct.	Freq.	Pct.	Freq.	Pct.
01 American Indian/Alaskan Native	3	1	2	2	0	0	5	1.3
02 Hispanic	7	3	2	2	0	0	9	2.3
03 Asian/Pacific Islander	18	7	5	4	0	0	23	5.9
04 White (non-Hispanic)	225	86	114	88	0	0	339	86.7
05 Black (non-Hispanic)	5	2	2	2	0	0	7	1.8
06 Other	4	2	4	3	0	0	8	2.0
Valid responses =	262	67	129	33	0	0	391	99.7

Invalid responses include no response or multiple responses.

4. Marital status

	Male		Female		Unknown		Total	
	Freq.	Pct.	Freq.	Pct.	Freq.	Pct.	Freq.	Pct.
01 Single	235	90	110	85	0	0	345	88.2
02 Married	23	9	17	13	0	0	40	10.2
03 Separated	0	0	1	1	0	0	1	0.3
04 Divorced	3	1	1	1	0	0	4	1.0
05 Widowed	1	0	0	0	0	0	1	0.3
Valid responses =	262	67	129	33	0	0	391	99.7

Invalid responses include no response or multiple responses.

5. Gender

	Male		Female		Unknown		Total	
	Freq.	Pct.	Freq.	Pct.	Freq.	Pct.	Freq.	Pct.
01 Male	262	100	0	0	0	0	262	67.0
02 Female	0	0	129	100	0	0	129	33.0
Valid responses =	262	67	129	33	0	0	391	99.7

Invalid responses include no response or multiple responses.

6. Is your current residence as a student

	Male		Female		Unknown		Total	
	Freq.	Pct.	Freq.	Pct.	Freq.	Pct.	Freq.	Pct.
01 On-campus	87	33	40	31	0	0	127	32.5
02 Off-campus	175	67	89	69	0	0	264	67.5
Valid responses =	262	67	129	33	0	0	391	99.7

Invalid responses include no response or multiple responses.

7. Are you working

	Male		Female		Unknown		Total	
	Freq.	Pct.	Freq.	Pct.	Freq.	Pct.	Freq.	Pct.
01 Yes, full-time	27	10	14	11	0	0	41	10.5
02 Yes, part-time	105	40	53	41	0	0	158	40.4
03 No	130	50	62	48	0	0	192	49.1
Valid responses =	262	67	129	33	0	0	391	99.7

Invalid responses include no response or multiple responses.

8A. Living arrangements (Where)

	Male		Female		Unknown		Total	
	Freq.	Pct.	Freq.	Pct.	Freq.	Pct.	Freq.	Pct.
01 House/apartment/etc.	175	67	88	69	0	0	263	67.4
02 Residence hall	70	27	31	24	0	0	101	25.9
03 Approved housing	4	2	1	1	0	0	5	1.3
04 Fraternity or sorority	11	4	6	5	0	0	17	4.4
05 Other	2	1	2	2	0	0	4	1.0
Valid responses =	262	67	128	33	0	0	390	99.5

Invalid responses include no response or multiple responses.

8B. Living arrangements (With whom)

	Male		Female		Unknown		Total	
	Freq.	Pct.	Freq.	Pct.	Freq.	Pct.	Freq.	Pct.
01 With roommate(s)	193	74	80	62	0	0	273	69.6
02 Alone	26	10	16	12	0	0	42	10.7
03 With parent(s)	18	7	12	9	0	0	30	7.7
04 With spouse	21	8	13	10	0	0	34	8.7
05 With children	15	6	7	5	0	0	22	5.6
06 Other	6	2	8	6	0	0	14	3.6

Valid responses = all responses and blanks: since multiple responses were possible, more than 100% may be indicated.

9. Approximate cumulative grade point average

	Male		Female		Unknown		Total	
	Freq.	Pct.	Freq.	Pct.	Freq.	Pct.	Freq.	Pct.
01 F	1	0	0	0	0	0	1	0.3
02 D-	0	0	0	0	0	0	0	0.0
03 D	4	2	0	0	0	0	4	1.0
04 D+	1	0	2	2	0	0	3	0.8
05 C-	7	3	1	1	0	0	8	2.0
06 C	25	10	4	3	1	100	30	7.7
07 C+	19	7	8	6	0	0	27	6.9
08 B-	33	13	15	12	0	0	48	12.3
09 B	34	13	18	14	0	0	52	13.3
10 B+	35	13	15	12	0	0	50	12.8
11 A-	47	18	24	19	0	0	71	18.2
12 A	51	19	35	27	0	0	86	22.0
13 A+	5	2	6	5	0	0	11	2.8
Valid responses =	262	67	128	33	1	0	391	99.7

Invalid responses include no response or multiple responses.

10a. Some students have indicated that alcohol or drug use at parties they attend in and around campus reduces their enjoyment, often leads to negative situations, and therefore, they would rather not have alcohol and drugs available and used. Other students have indicated that alcohol and drug use at parties increases their enjoyment, often leads to positive situations, and therefore, they would rather have alcohol and drugs available and used. Which of these is closest to your own view?

With regard to drugs

	Male		Female		Unknown		Total	
	Freq.	Pct.	Freq.	Pct.	Freq.	Pct.	Freq.	Pct.
01 have available	57	22	9	7	1	100	67	17.2
02 not have available	205	78	117	93	0	0	322	82.8
Valid responses =	262	67	126	32	1	0	389	99.2

Invalid responses include no response or multiple responses.

10b. Some students have indicated that alcohol or drug use at parties they attend in and around campus reduces their enjoyment, often leads to negative situations, and therefore, they would rather not have alcohol and drugs available and used. Other students have indicated that alcohol and drug use at parties increases their enjoyment, often leads to positive situations, and therefore, they would rather have alcohol and drugs available and used. Which of these is closest to your own view?

With regard to alcohol

	Male		Female		Unknown		Total	
	Freq.	Pct.	Freq.	Pct.	Freq.	Pct.	Freq.	Pct.
01 have available	198	76	88	69	1	100	287	73.6
02 not have available	64	24	39	31	0	0	103	26.4
Valid responses =	262	67	127	33	1	0	390	99.5

Invalid responses include no response or multiple responses.

Michigan Technological University (Online) (2010 Pre)

SIUC/Core Institute
374 East Grand Avenue
(618) 453-4420
Carbondale, IL 62901

Consortium Number =
Institution Number = 1445
Number of Surveys = 392

Cross-tabulation Report
Core Alcohol and Drug Survey - Long Form

Wednesday, March 17, 2010
Page 4 of 51

11. Student status

	Male		Female		Unknown		Total	
	Freq.	Pct.	Freq.	Pct.	Freq.	Pct.	Freq.	Pct.
01 Full-time (12+ credits)	238	91	111	86	0	0	349	89.3
02 Part-time (1-11 credits)	24	9	18	14	0	0	42	10.7
Valid responses =	262	67	129	33	0	0	391	99.7

Invalid responses include no response or multiple responses.

12a. Campus situation on alcohol and drugs

a. Does your campus have alcohol and drug policies

	Male		Female		Unknown		Total	
	Freq.	Pct.	Freq.	Pct.	Freq.	Pct.	Freq.	Pct.
01 Yes	249	95	123	95	1	100	373	95.2
02 No	2	1	0	0	0	0	2	0.5
03 Don't Know	11	4	6	5	0	0	17	4.3
Valid responses =	262	67	129	33	1	0	392	100.0

Invalid responses include no response or multiple responses.

12b. Campus situation on alcohol and drugs

b. If so, are they enforced

	Male		Female		Unknown		Total	
	Freq.	Pct.	Freq.	Pct.	Freq.	Pct.	Freq.	Pct.
01 Yes	161	65	71	58	0	0	232	62.4
02 No	36	15	16	13	0	0	52	14.0
03 Don't Know	51	21	36	29	1	100	88	23.7
Valid responses =	248	67	123	33	1	0	372	94.9

Invalid responses include no response or multiple responses.

12c. Campus situation on alcohol and drugs

c. Does your campus have a drug and alcohol prevention program

	Male		Female		Unknown		Total	
	Freq.	Pct.	Freq.	Pct.	Freq.	Pct.	Freq.	Pct.
01 Yes	133	51	59	46	1	100	193	49.2
02 No	11	4	3	2	0	0	14	3.6
03 Don't Know	118	45	67	52	0	0	185	47.2
Valid responses =	262	67	129	33	1	0	392	100.0

Invalid responses include no response or multiple responses.

12d. Campus situation on alcohol and drugs

d. Do you believe your campus is concerned about the prevention of drug and alcohol use

	Male		Female		Unknown		Total	
	Freq.	Pct.	Freq.	Pct.	Freq.	Pct.	Freq.	Pct.
01 Yes	193	74	104	81	1	100	298	76.2
02 No	38	15	12	9	0	0	50	12.8
03 Don't Know	31	12	12	9	0	0	43	11.0
Valid responses =	262	67	128	33	1	0	391	99.7

Invalid responses include no response or multiple responses.

12e. Campus situation on alcohol and drugs

e. Are you actively involved in efforts to prevent drug and alcohol use problems on your campus

	Male		Female		Unknown		Total	
	Freq.	Pct.	Freq.	Pct.	Freq.	Pct.	Freq.	Pct.
01 Yes	26	10	7	6	0	0	33	8.5
02 No	236	90	119	94	1	100	356	91.5
Valid responses =	262	67	126	32	1	0	389	99.2

Invalid responses include no response or multiple responses.

Michigan Technological University (Online) (2010 Pre)

SIUC/Core Institute
374 East Grand Avenue
(618) 453-4420
Carbondale, IL 62901

Consortium Number =
Institution Number = 1445
Number of Surveys = 392

Cross-tabulation Report
Core Alcohol and Drug Survey - Long Form

Wednesday, March 17, 2010
Page 5 of 51

13. Place of permanent residence

	Male		Female		Unknown		Total	
	Freq.	Pct.	Freq.	Pct.	Freq.	Pct.	Freq.	Pct.
01 In-state	190	73	99	77	1	100	290	74.0
02 USA, out of state	55	21	23	18	0	0	78	19.9
03 Other country	17	6	7	5	0	0	24	6.1
Valid responses =	262	67	129	33	1	0	392	100.0

Invalid responses include no response or multiple responses.

14. Think back over the last two weeks. How many times have you had five or more drinks at a sitting

	Male		Female		Unknown		Total	
	Freq.	Pct.	Freq.	Pct.	Freq.	Pct.	Freq.	Pct.
01 None	132	50	87	68	1	100	220	56.3
02 Once	47	18	16	13	0	0	63	16.1
03 Twice	28	11	13	10	0	0	41	10.5
04 3 to 5 times	34	13	9	7	0	0	43	11.0
05 6 to 9 times	14	5	3	2	0	0	17	4.3
06 10 or more times	7	3	0	0	0	0	7	1.8
Valid responses =	262	67	128	33	1	0	391	99.7

Invalid responses include no response or multiple responses.

15. Average # of drinks you consume a week

	Male		Female		Unknown		Total	
	Freq.	Pct.	Freq.	Pct.	Freq.	Pct.	Freq.	Pct.
00	85	33	44	34	0	0	129	33.2
01	23	9	29	23	1	100	53	13.7
02	21	8	14	11	0	0	35	9.0
03	12	5	10	8	0	0	22	5.7
04	10	4	7	5	0	0	17	4.4
05	18	7	5	4	0	0	23	5.9
06	10	4	2	2	0	0	12	3.1
07	5	2	1	1	0	0	6	1.5
08	6	2	1	1	0	0	7	1.8
09	1	0	0	0	0	0	1	0.3
10	21	8	9	7	0	0	30	7.7
12	8	3	2	2	0	0	10	2.6
14	4	2	1	1	0	0	5	1.3
15	6	2	1	1	0	0	7	1.8
16	1	0	0	0	0	0	1	0.3
17	1	0	0	0	0	0	1	0.3
18	1	0	0	0	0	0	1	0.3
20	6	2	1	1	0	0	7	1.8
24	2	1	0	0	0	0	2	0.5
25	2	1	1	1	0	0	3	0.8
28	1	0	0	0	0	0	1	0.3
30	7	3	0	0	0	0	7	1.8
35	1	0	0	0	0	0	1	0.3
40	2	1	0	0	0	0	2	0.5
50	2	1	0	0	0	0	2	0.5
75	1	0	0	0	0	0	1	0.3
99	2	1	0	0	0	0	2	0.5
Valid responses =	259	67	128	33	1	0	388	99.0

Invalid responses include no response or multiple responses.

	Mean	Std Dev
Male	7.0656	12.7221
Female	2.7734	4.2058
Overall	5.6340	10.8554

Michigan Technological University (Online) (2010 Pre)

SIUC/Core Institute
374 East Grand Avenue
(618) 453-4420
Carbondale, IL 62901

Consortium Number =
Institution Number = 1445
Number of Surveys = 392

Cross-tabulation Report
Core Alcohol and Drug Survey - Long Form

Wednesday, March 17, 2010
Page 6 of 51

16a. At what age did you first use tobacco (smoke, chew, snuff)

	Male		Female		Unknown		Total		
	Freq.	Pct.	Freq.	Pct.	Freq.	Pct.	Freq.	Pct.	
01 Never	118	45	82	64	0	0	200	51.2	
02 Under 10	5	2	2	2	0	0	7	1.8	
03 10 - 11	5	2	0	0	1	100	6	1.5	
04 12 - 13	8	3	4	3	0	0	12	3.1	
05 14 - 15	20	8	9	7	0	0	29	7.4	
06 16 - 17	30	11	9	7	0	0	39	10.0	
07 18 - 20	62	24	16	13	0	0	78	19.9	
08 21 - 25	14	5	5	4	0	0	19	4.9	
09 26+	0	0	1	1	0	0	1	0.3	
Valid responses =	262	67	128	33	1	0	391	99.7	

Invalid responses include no response or multiple responses.

16b. At what age did you first use alcohol (beer, wine, liquor)

	Male		Female		Unknown		Total		
	Freq.	Pct.	Freq.	Pct.	Freq.	Pct.	Freq.	Pct.	
01 Never	40	15	20	16	0	0	60	15.4	
02 Under 10	2	1	1	1	0	0	3	0.8	
03 10 - 11	4	2	4	3	0	0	8	2.1	
04 12 - 13	5	2	5	4	0	0	10	2.6	
05 14 - 15	30	11	18	14	0	0	48	12.3	
06 16 - 17	55	21	20	16	0	0	75	19.3	
07 18 - 20	91	35	47	37	1	100	139	35.7	
08 21 - 25	33	13	12	9	0	0	45	11.6	
09 26+	1	0	0	0	0	0	1	0.3	
Valid responses =	261	67	127	33	1	0	389	99.2	

Invalid responses include no response or multiple responses.

16c. At what age did you first use marijuana (pot, hash, hash oil)

	Male		Female		Unknown		Total		
	Freq.	Pct.	Freq.	Pct.	Freq.	Pct.	Freq.	Pct.	
01 Never	161	62	85	66	1	100	247	63.5	
02 Under 10	0	0	2	2	0	0	2	0.5	
03 10 - 11	1	0	0	0	0	0	1	0.3	
04 12 - 13	0	0	3	2	0	0	3	0.8	
05 14 - 15	7	3	5	4	0	0	12	3.1	
06 16 - 17	34	13	14	11	0	0	48	12.3	
07 18 - 20	43	17	16	13	0	0	59	15.2	
08 21 - 25	12	5	3	2	0	0	15	3.9	
09 26+	2	1	0	0	0	0	2	0.5	
Valid responses =	260	67	128	33	1	0	389	99.2	

Invalid responses include no response or multiple responses.

16d. At what age did you first use cocaine (crack, rock, freebase)

	Male		Female		Unknown		Total		
	Freq.	Pct.	Freq.	Pct.	Freq.	Pct.	Freq.	Pct.	
01 Never	243	93	120	94	1	100	364	93.3	
02 Under 10	0	0	0	0	0	0	0	0.0	
03 10 - 11	0	0	0	0	0	0	0	0.0	
04 12 - 13	0	0	0	0	0	0	0	0.0	
05 14 - 15	0	0	1	1	0	0	1	0.3	
06 16 - 17	2	1	1	1	0	0	3	0.8	
07 18 - 20	9	3	3	2	0	0	12	3.1	
08 21 - 25	8	3	2	2	0	0	10	2.6	
09 26+	0	0	0	0	0	0	0	0.0	
Valid responses =	262	67	127	33	1	0	390	99.5	

Invalid responses include no response or multiple responses.

Michigan Technological University (Online) (2010 Pre)

SIUC/Core Institute
374 East Grand Avenue
(618) 453-4420
Carbondale, IL 62901

Consortium Number =
Institution Number = 1445
Number of Surveys = 392

Cross-tabulation Report
Core Alcohol and Drug Survey - Long Form

Wednesday, March 17, 2010
Page 7 of 51

16e. At what age did you first use amphetamines (diet pills, speed)

	Male		Female		Unknown		Total		
	Freq.	Pct.	Freq.	Pct.	Freq.	Pct.	Freq.	Pct.	
01 Never	232	89	119	93	1	100	352	90.3	
02 Under 10	0	0	0	0	0	0	0	0.0	
03 10 - 11	1	0	0	0	0	0	1	0.3	
04 12 - 13	0	0	2	2	0	0	2	0.5	
05 14 - 15	1	0	0	0	0	0	1	0.3	
06 16 - 17	8	3	3	2	0	0	11	2.8	
07 18 - 20	15	6	3	2	0	0	18	4.6	
08 21 - 25	4	2	1	1	0	0	5	1.3	
09 26+	0	0	0	0	0	0	0	0.0	
Valid responses =	261	67	128	33	1	0	390	99.5	

Invalid responses include no response or multiple responses.

16f. At what age did you first use sedatives (downers, ludes)

	Male		Female		Unknown		Total		
	Freq.	Pct.	Freq.	Pct.	Freq.	Pct.	Freq.	Pct.	
01 Never	243	93	124	98	1	100	368	94.4	
02 Under 10	0	0	0	0	0	0	0	0.0	
03 10 - 11	0	0	0	0	0	0	0	0.0	
04 12 - 13	0	0	0	0	0	0	0	0.0	
05 14 - 15	0	0	0	0	0	0	0	0.0	
06 16 - 17	7	3	2	2	0	0	9	2.3	
07 18 - 20	8	3	1	1	0	0	9	2.3	
08 21 - 25	2	1	0	0	0	0	2	0.5	
09 26+	2	1	0	0	0	0	2	0.5	
Valid responses =	262	67	127	33	1	0	390	99.5	

Invalid responses include no response or multiple responses.

16g. At what age did you first use hallucinogens (LSD, PCP)

	Male		Female		Unknown		Total		
	Freq.	Pct.	Freq.	Pct.	Freq.	Pct.	Freq.	Pct.	
01 Never	238	91	124	97	1	100	363	93.1	
02 Under 10	0	0	0	0	0	0	0	0.0	
03 10 - 11	0	0	0	0	0	0	0	0.0	
04 12 - 13	0	0	0	0	0	0	0	0.0	
05 14 - 15	0	0	0	0	0	0	0	0.0	
06 16 - 17	1	0	1	1	0	0	2	0.5	
07 18 - 20	19	7	2	2	0	0	21	5.4	
08 21 - 25	2	1	1	1	0	0	3	0.8	
09 26+	1	0	0	0	0	0	1	0.3	
Valid responses =	261	67	128	33	1	0	390	99.5	

Invalid responses include no response or multiple responses.

16h. At what age did you first use opiates (heroin, smack, horse)

	Male		Female		Unknown		Total		
	Freq.	Pct.	Freq.	Pct.	Freq.	Pct.	Freq.	Pct.	
01 Never	253	97	127	99	1	100	381	97.7	
02 Under 10	0	0	0	0	0	0	0	0.0	
03 10 - 11	0	0	0	0	0	0	0	0.0	
04 12 - 13	0	0	0	0	0	0	0	0.0	
05 14 - 15	0	0	0	0	0	0	0	0.0	
06 16 - 17	2	1	0	0	0	0	2	0.5	
07 18 - 20	5	2	0	0	0	0	5	1.3	
08 21 - 25	1	0	1	1	0	0	2	0.5	
09 26+	0	0	0	0	0	0	0	0.0	
Valid responses =	261	67	128	33	1	0	390	99.5	

Invalid responses include no response or multiple responses.

Michigan Technological University (Online) (2010 Pre)

SIUC/Core Institute
374 East Grand Avenue
(618) 453-4420
Carbondale, IL 62901

Consortium Number =
Institution Number = 1445
Number of Surveys = 392

Cross-tabulation Report

Core Alcohol and Drug Survey - Long Form

Wednesday, March 17, 2010

Page 8 of 51

16i. At what age did you first use inhalants (glue, solvents, gas)

	Male		Female		Unknown		Total		
	Freq.	Pct.	Freq.	Pct.	Freq.	Pct.	Freq.	Pct.	
01 Never	254	97	126	98	1	100	381	97.4	
02 Under 10	0	0	0	0	0	0	0	0.0	
03 10 - 11	0	0	0	0	0	0	0	0.0	
04 12 - 13	1	0	0	0	0	0	1	0.3	
05 14 - 15	0	0	0	0	0	0	0	0.0	
06 16 - 17	1	0	0	0	0	0	1	0.3	
07 18 - 20	6	2	1	1	0	0	7	1.8	
08 21 - 25	0	0	1	1	0	0	1	0.3	
09 26+	0	0	0	0	0	0	0	0.0	
Valid responses =	262	67	128	33	1	0	391	99.7	

Invalid responses include no response or multiple responses.

16j. At what age did you first use designer drugs (ecstasy, MDMA)

	Male		Female		Unknown		Total		
	Freq.	Pct.	Freq.	Pct.	Freq.	Pct.	Freq.	Pct.	
01 Never	247	95	122	97	1	100	370	95.4	
02 Under 10	0	0	0	0	0	0	0	0.0	
03 10 - 11	0	0	0	0	0	0	0	0.0	
04 12 - 13	0	0	0	0	0	0	0	0.0	
05 14 - 15	0	0	0	0	0	0	0	0.0	
06 16 - 17	1	0	0	0	0	0	1	0.3	
07 18 - 20	11	4	3	2	0	0	14	3.6	
08 21 - 25	2	1	1	1	0	0	3	0.8	
09 26+	0	0	0	0	0	0	0	0.0	
Valid responses =	261	67	126	32	1	0	388	99.0	

Invalid responses include no response or multiple responses.

16k. At what age did you first use steroids

	Male		Female		Unknown		Total		
	Freq.	Pct.	Freq.	Pct.	Freq.	Pct.	Freq.	Pct.	
01 Never	260	100	127	100	1	100	388	99.7	
02 Under 10	0	0	0	0	0	0	0	0.0	
03 10 - 11	0	0	0	0	0	0	0	0.0	
04 12 - 13	0	0	0	0	0	0	0	0.0	
05 14 - 15	0	0	0	0	0	0	0	0.0	
06 16 - 17	1	0	0	0	0	0	1	0.3	
07 18 - 20	0	0	0	0	0	0	0	0.0	
08 21 - 25	0	0	0	0	0	0	0	0.0	
09 26+	0	0	0	0	0	0	0	0.0	
Valid responses =	261	67	127	33	1	0	389	99.2	

Invalid responses include no response or multiple responses.

16l. At what age did you first use other illegal drugs

	Male		Female		Unknown		Total		
	Freq.	Pct.	Freq.	Pct.	Freq.	Pct.	Freq.	Pct.	
01 Never	247	94	125	98	1	100	373	95.6	
02 Under 10	0	0	0	0	0	0	0	0.0	
03 10 - 11	0	0	0	0	0	0	0	0.0	
04 12 - 13	0	0	0	0	0	0	0	0.0	
05 14 - 15	0	0	0	0	0	0	0	0.0	
06 16 - 17	2	1	1	1	0	0	3	0.8	
07 18 - 20	12	5	0	0	0	0	12	3.1	
08 21 - 25	0	0	1	1	0	0	1	0.3	
09 26+	1	0	0	0	0	0	1	0.3	
Valid responses =	262	67	127	33	1	0	390	99.5	

Invalid responses include no response or multiple responses.

Michigan Technological University (Online) (2010 Pre)

SIUC/Core Institute
374 East Grand Avenue
(618) 453-4420
Carbondale, IL 62901

Consortium Number =
Institution Number = 1445
Number of Surveys = 392

Cross-tabulation Report
Core Alcohol and Drug Survey - Long Form

Wednesday, March 17, 2010
Page 9 of 51

17a. Within the last year about how often have you used tobacco (smoke, chew, snuff)

	Male		Female		Unknown		Total	
	Freq.	Pct.	Freq.	Pct.	Freq.	Pct.	Freq.	Pct.
01 Never	143	55	96	76	1	100	240	62.0
02 Once/year	17	7	12	9	0	0	29	7.5
03 6 times/year	26	10	8	6	0	0	34	8.8
04 Once/month	14	5	1	1	0	0	15	3.9
05 Twice/month	6	2	0	0	0	0	6	1.6
06 Once/week	8	3	1	1	0	0	9	2.3
07 3 times/week	6	2	2	2	0	0	8	2.1
08 5 times/week	7	3	2	2	0	0	9	2.3
09 Every day	32	12	5	4	0	0	37	9.6
Valid responses =	259	67	127	33	1	0	387	98.7

Invalid responses include no response or multiple responses.

17b. Within the last year about how often have you used alcohol (beer, wine, liquor)

	Male		Female		Unknown		Total	
	Freq.	Pct.	Freq.	Pct.	Freq.	Pct.	Freq.	Pct.
01 Never	51	20	23	18	0	0	74	19.0
02 Once/year	16	6	8	6	0	0	24	6.2
03 6 times/year	21	8	14	11	1	100	36	9.3
04 Once/month	10	4	11	9	0	0	21	5.4
05 Twice/month	29	11	22	17	0	0	51	13.1
06 Once/week	46	18	24	19	0	0	70	18.0
07 3 times/week	61	23	22	17	0	0	83	21.3
08 5 times/week	19	7	4	3	0	0	23	5.9
09 Every day	7	3	0	0	0	0	7	1.8
Valid responses =	260	67	128	33	1	0	389	99.2

Invalid responses include no response or multiple responses.

17c. Within the last year about how often have you used marijuana (pot, hash, hash oil)

	Male		Female		Unknown		Total	
	Freq.	Pct.	Freq.	Pct.	Freq.	Pct.	Freq.	Pct.
01 Never	201	78	110	86	1	100	312	80.4
02 Once/year	23	9	8	6	0	0	31	8.0
03 6 times/year	7	3	4	3	0	0	11	2.8
04 Once/month	8	3	2	2	0	0	10	2.6
05 Twice/month	6	2	2	2	0	0	8	2.1
06 Once/week	4	2	0	0	0	0	4	1.0
07 3 times/week	5	2	1	1	0	0	6	1.5
08 5 times/week	1	0	0	0	0	0	1	0.3
09 Every day	4	2	1	1	0	0	5	1.3
Valid responses =	259	67	128	33	1	0	388	99.0

Invalid responses include no response or multiple responses.

17d. Within the last year about how often have you used cocaine (crack, rock, freebase)

	Male		Female		Unknown		Total	
	Freq.	Pct.	Freq.	Pct.	Freq.	Pct.	Freq.	Pct.
01 Never	248	95	125	98	1	100	374	96.1
02 Once/year	8	3	2	2	0	0	10	2.6
03 6 times/year	0	0	1	1	0	0	1	0.3
04 Once/month	1	0	0	0	0	0	1	0.3
05 Twice/month	1	0	0	0	0	0	1	0.3
06 Once/week	1	0	0	0	0	0	1	0.3
07 3 times/week	1	0	0	0	0	0	1	0.3
08 5 times/week	0	0	0	0	0	0	0	0.0
09 Every day	0	0	0	0	0	0	0	0.0
Valid responses =	260	67	128	33	1	0	389	99.2

Invalid responses include no response or multiple responses.

Michigan Technological University (Online) (2010 Pre)

SIUC/Core Institute
374 East Grand Avenue
(618) 453-4420
Carbondale, IL 62901

Consortium Number =
Institution Number = 1445
Number of Surveys = 392

Cross-tabulation Report
Core Alcohol and Drug Survey - Long Form

Wednesday, March 17, 2010
Page 10 of 51

17e. Within the last year about how often have you used amphetamines (diet pills, speed)

	Male		Female		Unknown		Total	
	Freq.	Pct.	Freq.	Pct.	Freq.	Pct.	Freq.	Pct.
01 Never	242	93	125	98	1	100	368	94.8
02 Once/year	6	2	1	1	0	0	7	1.8
03 6 times/year	3	1	1	1	0	0	4	1.0
04 Once/month	1	0	0	0	0	0	1	0.3
05 Twice/month	2	1	0	0	0	0	2	0.5
06 Once/week	1	0	0	0	0	0	1	0.3
07 3 times/week	2	1	0	0	0	0	2	0.5
08 5 times/week	1	0	0	0	0	0	1	0.3
09 Every day	1	0	1	1	0	0	2	0.5
Valid responses =	259	67	128	33	1	0	388	99.0

Invalid responses include no response or multiple responses.

17f. Within the last year about how often have you used sedatives (downers, ludes)

	Male		Female		Unknown		Total	
	Freq.	Pct.	Freq.	Pct.	Freq.	Pct.	Freq.	Pct.
01 Never	249	97	126	99	1	100	376	97.7
02 Once/year	3	1	0	0	0	0	3	0.8
03 6 times/year	3	1	1	1	0	0	4	1.0
04 Once/month	0	0	0	0	0	0	0	0.0
05 Twice/month	0	0	0	0	0	0	0	0.0
06 Once/week	2	1	0	0	0	0	2	0.5
07 3 times/week	0	0	0	0	0	0	0	0.0
08 5 times/week	0	0	0	0	0	0	0	0.0
09 Every day	0	0	0	0	0	0	0	0.0
Valid responses =	257	67	127	33	1	0	385	98.2

Invalid responses include no response or multiple responses.

17g. Within the last year about how often have you used hallucinogens (LSD, PCP)

	Male		Female		Unknown		Total	
	Freq.	Pct.	Freq.	Pct.	Freq.	Pct.	Freq.	Pct.
01 Never	247	95	126	99	1	100	374	96.6
02 Once/year	7	3	1	1	0	0	8	2.1
03 6 times/year	4	2	0	0	0	0	4	1.0
04 Once/month	1	0	0	0	0	0	1	0.3
05 Twice/month	0	0	0	0	0	0	0	0.0
06 Once/week	0	0	0	0	0	0	0	0.0
07 3 times/week	0	0	0	0	0	0	0	0.0
08 5 times/week	0	0	0	0	0	0	0	0.0
09 Every day	0	0	0	0	0	0	0	0.0
Valid responses =	259	67	127	33	1	0	387	98.7

Invalid responses include no response or multiple responses.

17h. Within the last year about how often have you used opiates (heroin, smack, horse)

	Male		Female		Unknown		Total	
	Freq.	Pct.	Freq.	Pct.	Freq.	Pct.	Freq.	Pct.
01 Never	251	98	126	100	1	100	378	98.4
02 Once/year	5	2	0	0	0	0	5	1.3
03 6 times/year	1	0	0	0	0	0	1	0.3
04 Once/month	0	0	0	0	0	0	0	0.0
05 Twice/month	0	0	0	0	0	0	0	0.0
06 Once/week	0	0	0	0	0	0	0	0.0
07 3 times/week	0	0	0	0	0	0	0	0.0
08 5 times/week	0	0	0	0	0	0	0	0.0
09 Every day	0	0	0	0	0	0	0	0.0
Valid responses =	257	67	126	33	1	0	384	98.0

Invalid responses include no response or multiple responses.

Michigan Technological University (Online) (2010 Pre)

SIUC/Core Institute
374 East Grand Avenue
(618) 453-4420
Carbondale, IL 62901

Consortium Number =
Institution Number = 1445
Number of Surveys = 392

Cross-tabulation Report

Core Alcohol and Drug Survey - Long Form

Wednesday, March 17, 2010

Page 11 of 51

17i. Within the last year about how often have you used inhalants (glue, solvents, gas)

	Male		Female		Unknown		Total	
	Freq.	Pct.	Freq.	Pct.	Freq.	Pct.	Freq.	Pct.
01 Never	256	98	128	100	1	100	385	99.0
02 Once/year	4	2	0	0	0	0	4	1.0
03 6 times/year	0	0	0	0	0	0	0	0.0
04 Once/month	0	0	0	0	0	0	0	0.0
05 Twice/month	0	0	0	0	0	0	0	0.0
06 Once/week	0	0	0	0	0	0	0	0.0
07 3 times/week	0	0	0	0	0	0	0	0.0
08 5 times/week	0	0	0	0	0	0	0	0.0
09 Every day	0	0	0	0	0	0	0	0.0
Valid responses =	260	67	128	33	1	0	389	99.2

Invalid responses include no response or multiple responses.

17j. Within the last year about how often have you used designer drugs (ecstasy, MDMA)

	Male		Female		Unknown		Total	
	Freq.	Pct.	Freq.	Pct.	Freq.	Pct.	Freq.	Pct.
01 Never	252	97	128	100	1	100	381	98.2
02 Once/year	6	2	0	0	0	0	6	1.5
03 6 times/year	1	0	0	0	0	0	1	0.3
04 Once/month	0	0	0	0	0	0	0	0.0
05 Twice/month	0	0	0	0	0	0	0	0.0
06 Once/week	0	0	0	0	0	0	0	0.0
07 3 times/week	0	0	0	0	0	0	0	0.0
08 5 times/week	0	0	0	0	0	0	0	0.0
09 Every day	0	0	0	0	0	0	0	0.0
Valid responses =	259	67	128	33	1	0	388	99.0

Invalid responses include no response or multiple responses.

17k. Within the last year about how often have you used steroids

	Male		Female		Unknown		Total	
	Freq.	Pct.	Freq.	Pct.	Freq.	Pct.	Freq.	Pct.
01 Never	259	100	127	100	1	100	387	100.0
02 Once/year	0	0	0	0	0	0	0	0.0
03 6 times/year	0	0	0	0	0	0	0	0.0
04 Once/month	0	0	0	0	0	0	0	0.0
05 Twice/month	0	0	0	0	0	0	0	0.0
06 Once/week	0	0	0	0	0	0	0	0.0
07 3 times/week	0	0	0	0	0	0	0	0.0
08 5 times/week	0	0	0	0	0	0	0	0.0
09 Every day	0	0	0	0	0	0	0	0.0
Valid responses =	259	67	127	33	1	0	387	98.7

Invalid responses include no response or multiple responses.

17l. Within the last year about how often have you used other illegal drugs

	Male		Female		Unknown		Total	
	Freq.	Pct.	Freq.	Pct.	Freq.	Pct.	Freq.	Pct.
01 Never	251	97	127	100	1	100	379	97.7
02 Once/year	5	2	0	0	0	0	5	1.3
03 6 times/year	1	0	0	0	0	0	1	0.3
04 Once/month	0	0	0	0	0	0	0	0.0
05 Twice/month	2	1	0	0	0	0	2	0.5
06 Once/week	0	0	0	0	0	0	0	0.0
07 3 times/week	0	0	0	0	0	0	0	0.0
08 5 times/week	0	0	0	0	0	0	0	0.0
09 Every day	1	0	0	0	0	0	1	0.3
Valid responses =	260	67	127	33	1	0	388	99.0

Invalid responses include no response or multiple responses.

Michigan Technological University (Online) (2010 Pre)

SIUC/Core Institute
374 East Grand Avenue
(618) 453-4420
Carbondale, IL 62901

Consortium Number =
Institution Number = 1445
Number of Surveys = 392

Cross-tabulation Report
Core Alcohol and Drug Survey - Long Form

Wednesday, March 17, 2010
Page 12 of 51

18a. During the past 30 days on how many days did you have tobacco (smoke, chew, snuff)

	Male		Female		Unknown		Total	
	Freq.	Pct.	Freq.	Pct.	Freq.	Pct.	Freq.	Pct.
01 0 days	184	70	115	90	1	100	300	76.9
02 1-2 days	23	9	4	3	0	0	27	6.9
03 3-5 days	5	2	1	1	0	0	6	1.5
04 6-9 days	7	3	0	0	0	0	7	1.8
05 10-19 days	3	1	2	2	0	0	5	1.3
06 20-29 days	14	5	1	1	0	0	15	3.8
07 All 30 days	25	10	5	4	0	0	30	7.7
Valid responses =	261	67	128	33	1	0	390	99.5

Invalid responses include no response or multiple responses.

18b. During the past 30 days on how many days did you have alcohol (beer, wine, liquor)

	Male		Female		Unknown		Total	
	Freq.	Pct.	Freq.	Pct.	Freq.	Pct.	Freq.	Pct.
01 0 days	72	28	33	26	0	0	105	27.1
02 1-2 days	35	14	32	25	0	0	67	17.3
03 3-5 days	42	16	25	20	1	100	68	17.5
04 6-9 days	42	16	18	14	0	0	60	15.5
05 10-19 days	43	17	15	12	0	0	58	14.9
06 20-29 days	21	8	5	4	0	0	26	6.7
07 All 30 days	4	2	0	0	0	0	4	1.0
Valid responses =	259	67	128	33	1	0	388	99.0

Invalid responses include no response or multiple responses.

18c. During the past 30 days on how many days did you have marijuana (pot, hash, hash oil)

	Male		Female		Unknown		Total	
	Freq.	Pct.	Freq.	Pct.	Freq.	Pct.	Freq.	Pct.
01 0 days	226	87	121	95	1	100	348	89.5
02 1-2 days	13	5	2	2	0	0	15	3.9
03 3-5 days	6	2	3	2	0	0	9	2.3
04 6-9 days	4	2	0	0	0	0	4	1.0
05 10-19 days	2	1	1	1	0	0	3	0.8
06 20-29 days	7	3	0	0	0	0	7	1.8
07 All 30 days	2	1	1	1	0	0	3	0.8
Valid responses =	260	67	128	33	1	0	389	99.2

Invalid responses include no response or multiple responses.

18d. During the past 30 days on how many days did you have cocaine (crack, rock, freebase)

	Male		Female		Unknown		Total	
	Freq.	Pct.	Freq.	Pct.	Freq.	Pct.	Freq.	Pct.
01 0 days	257	98	128	100	1	100	386	99.0
02 1-2 days	4	2	0	0	0	0	4	1.0
03 3-5 days	0	0	0	0	0	0	0	0.0
04 6-9 days	0	0	0	0	0	0	0	0.0
05 10-19 days	0	0	0	0	0	0	0	0.0
06 20-29 days	0	0	0	0	0	0	0	0.0
07 All 30 days	0	0	0	0	0	0	0	0.0
Valid responses =	261	67	128	33	1	0	390	99.5

Invalid responses include no response or multiple responses.

Michigan Technological University (Online) (2010 Pre)

SIUC/Core Institute
374 East Grand Avenue
(618) 453-4420
Carbondale, IL 62901

Consortium Number =
Institution Number = 1445
Number of Surveys = 392

Cross-tabulation Report
Core Alcohol and Drug Survey - Long Form

Wednesday, March 17, 2010
Page 13 of 51

18e. During the past 30 days on how many days did you have amphetamines (diet pills, speed)

	Male		Female		Unknown		Total	
	Freq.	Pct.	Freq.	Pct.	Freq.	Pct.	Freq.	Pct.
01 0 days	249	96	125	98	1	100	375	96.6
02 1-2 days	3	1	1	1	0	0	4	1.0
03 3-5 days	2	1	0	0	0	0	2	0.5
04 6-9 days	2	1	0	0	0	0	2	0.5
05 10-19 days	0	0	0	0	0	0	0	0.0
06 20-29 days	3	1	0	0	0	0	3	0.8
07 All 30 days	1	0	1	1	0	0	2	0.5
Valid responses =	260	67	127	33	1	0	388	99.0

Invalid responses include no response or multiple responses.

18f. During the past 30 days on how many days did you have sedatives (downers, ludes)

	Male		Female		Unknown		Total	
	Freq.	Pct.	Freq.	Pct.	Freq.	Pct.	Freq.	Pct.
01 0 days	258	99	126	98	1	100	385	98.7
02 1-2 days	1	0	2	2	0	0	3	0.8
03 3-5 days	0	0	0	0	0	0	0	0.0
04 6-9 days	1	0	0	0	0	0	1	0.3
05 10-19 days	1	0	0	0	0	0	1	0.3
06 20-29 days	0	0	0	0	0	0	0	0.0
07 All 30 days	0	0	0	0	0	0	0	0.0
Valid responses =	261	67	128	33	1	0	390	99.5

Invalid responses include no response or multiple responses.

18g. During the past 30 days on how many days did you have hallucinogens (LSD, PCP)

	Male		Female		Unknown		Total	
	Freq.	Pct.	Freq.	Pct.	Freq.	Pct.	Freq.	Pct.
01 0 days	254	97	128	100	1	100	383	98.2
02 1-2 days	5	2	0	0	0	0	5	1.3
03 3-5 days	2	1	0	0	0	0	2	0.5
04 6-9 days	0	0	0	0	0	0	0	0.0
05 10-19 days	0	0	0	0	0	0	0	0.0
06 20-29 days	0	0	0	0	0	0	0	0.0
07 All 30 days	0	0	0	0	0	0	0	0.0
Valid responses =	261	67	128	33	1	0	390	99.5

Invalid responses include no response or multiple responses.

18h. During the past 30 days on how many days did you have opiates (heroin, smack, horse)

	Male		Female		Unknown		Total	
	Freq.	Pct.	Freq.	Pct.	Freq.	Pct.	Freq.	Pct.
01 0 days	259	100	127	100	1	100	387	99.7
02 1-2 days	1	0	0	0	0	0	1	0.3
03 3-5 days	0	0	0	0	0	0	0	0.0
04 6-9 days	0	0	0	0	0	0	0	0.0
05 10-19 days	0	0	0	0	0	0	0	0.0
06 20-29 days	0	0	0	0	0	0	0	0.0
07 All 30 days	0	0	0	0	0	0	0	0.0
Valid responses =	260	67	127	33	1	0	388	99.0

Invalid responses include no response or multiple responses.

Michigan Technological University (Online) (2010 Pre)

SIUC/Core Institute
374 East Grand Avenue
(618) 453-4420
Carbondale, IL 62901

Consortium Number =
Institution Number = 1445
Number of Surveys = 392

Cross-tabulation Report
Core Alcohol and Drug Survey - Long Form

Wednesday, March 17, 2010
Page 14 of 51

18i. During the past 30 days on how many days did you have inhalants (glue, solvents, gas)

	Male		Female		Unknown		Total		
	Freq.	Pct.	Freq.	Pct.	Freq.	Pct.	Freq.	Pct.	
01 0 days	260	100	128	100	1	100	389	99.7	
02 1-2 days	1	0	0	0	0	0	1	0.3	
03 3-5 days	0	0	0	0	0	0	0	0.0	
04 6-9 days	0	0	0	0	0	0	0	0.0	
05 10-19 days	0	0	0	0	0	0	0	0.0	
06 20-29 days	0	0	0	0	0	0	0	0.0	
07 All 30 days	0	0	0	0	0	0	0	0.0	
Valid responses =	261	67	128	33	1	0	390	99.5	

Invalid responses include no response or multiple responses.

18j. During the past 30 days on how many days did you have designer drugs (ecstasy, MDMA)

	Male		Female		Unknown		Total		
	Freq.	Pct.	Freq.	Pct.	Freq.	Pct.	Freq.	Pct.	
01 0 days	259	99	128	100	1	100	388	99.5	
02 1-2 days	2	1	0	0	0	0	2	0.5	
03 3-5 days	0	0	0	0	0	0	0	0.0	
04 6-9 days	0	0	0	0	0	0	0	0.0	
05 10-19 days	0	0	0	0	0	0	0	0.0	
06 20-29 days	0	0	0	0	0	0	0	0.0	
07 All 30 days	0	0	0	0	0	0	0	0.0	
Valid responses =	261	67	128	33	1	0	390	99.5	

Invalid responses include no response or multiple responses.

18k. During the past 30 days on how many days did you have steroids

	Male		Female		Unknown		Total		
	Freq.	Pct.	Freq.	Pct.	Freq.	Pct.	Freq.	Pct.	
01 0 days	260	100	128	100	1	100	389	100.0	
02 1-2 days	0	0	0	0	0	0	0	0.0	
03 3-5 days	0	0	0	0	0	0	0	0.0	
04 6-9 days	0	0	0	0	0	0	0	0.0	
05 10-19 days	0	0	0	0	0	0	0	0.0	
06 20-29 days	0	0	0	0	0	0	0	0.0	
07 All 30 days	0	0	0	0	0	0	0	0.0	
Valid responses =	260	67	128	33	1	0	389	99.2	

Invalid responses include no response or multiple responses.

18l. During the past 30 days on how many days did you have other illegal drugs

	Male		Female		Unknown		Total		
	Freq.	Pct.	Freq.	Pct.	Freq.	Pct.	Freq.	Pct.	
01 0 days	257	98	127	100	1	100	385	99.0	
02 1-2 days	3	1	0	0	0	0	3	0.8	
03 3-5 days	0	0	0	0	0	0	0	0.0	
04 6-9 days	0	0	0	0	0	0	0	0.0	
05 10-19 days	0	0	0	0	0	0	0	0.0	
06 20-29 days	0	0	0	0	0	0	0	0.0	
07 All 30 days	1	0	0	0	0	0	1	0.3	
Valid responses =	261	67	127	33	1	0	389	99.2	

Invalid responses include no response or multiple responses.

Michigan Technological University (Online) (2010 Pre)

SIUC/Core Institute
374 East Grand Avenue
(618) 453-4420
Carbondale, IL 62901

Consortium Number =
Institution Number = 1445
Number of Surveys = 392

Cross-tabulation Report
Core Alcohol and Drug Survey - Long Form

Wednesday, March 17, 2010
Page 15 of 51

19a. How often do you think the average student on your campus uses tobacco (smoke, chew, snuff)

	Male		Female		Unknown		Total	
	Freq.	Pct.	Freq.	Pct.	Freq.	Pct.	Freq.	Pct.
01 Never	29	11	13	10	0	0	42	11.0
02 Once/year	11	4	4	3	0	0	15	3.9
03 6 times/year	11	4	7	6	0	0	18	4.7
04 Once/month	16	6	10	8	0	0	26	6.8
05 Twice/month	22	9	12	10	0	0	34	8.9
06 Once/week	66	26	21	17	0	0	87	22.7
07 3 times/week	57	22	33	26	0	0	90	23.5
08 5 times/week	21	8	10	8	0	0	31	8.1
09 Every day	23	9	16	13	1	100	40	10.4
Valid responses =	256	67	126	33	1	0	383	97.7

Invalid responses include no response or multiple responses.

19b. How often do you think the average student on your campus uses alcohol (beer, wine, liquor)

	Male		Female		Unknown		Total	
	Freq.	Pct.	Freq.	Pct.	Freq.	Pct.	Freq.	Pct.
01 Never	4	2	4	3	0	0	8	2.1
02 Once/year	2	1	0	0	0	0	2	0.5
03 6 times/year	3	1	1	1	0	0	4	1.0
04 Once/month	9	3	2	2	0	0	11	2.9
05 Twice/month	22	9	9	7	0	0	31	8.1
06 Once/week	83	32	51	40	1	100	135	35.1
07 3 times/week	99	38	40	32	0	0	139	36.1
08 5 times/week	24	9	14	11	0	0	38	9.9
09 Every day	12	5	5	4	0	0	17	4.4
Valid responses =	258	67	126	33	1	0	385	98.2

Invalid responses include no response or multiple responses.

19c. How often do you think the average student on your campus uses marijuana (pot, hash, hash oil)

	Male		Female		Unknown		Total	
	Freq.	Pct.	Freq.	Pct.	Freq.	Pct.	Freq.	Pct.
01 Never	45	18	19	15	0	0	64	16.7
02 Once/year	34	13	21	17	0	0	55	14.4
03 6 times/year	30	12	16	13	0	0	46	12.0
04 Once/month	52	20	18	14	0	0	70	18.3
05 Twice/month	33	13	17	13	0	0	50	13.1
06 Once/week	37	14	21	17	0	0	58	15.1
07 3 times/week	16	6	9	7	0	0	25	6.5
08 5 times/week	3	1	3	2	1	100	7	1.8
09 Every day	6	2	2	2	0	0	8	2.1
Valid responses =	256	67	126	33	1	0	383	97.7

Invalid responses include no response or multiple responses.

19d. How often do you think the average student on your campus uses cocaine (crack, rock, freebase)

	Male		Female		Unknown		Total	
	Freq.	Pct.	Freq.	Pct.	Freq.	Pct.	Freq.	Pct.
01 Never	173	68	72	58	1	100	246	64.9
02 Once/year	47	19	21	17	0	0	68	17.9
03 6 times/year	10	4	12	10	0	0	22	5.8
04 Once/month	11	4	7	6	0	0	18	4.7
05 Twice/month	2	1	7	6	0	0	9	2.4
06 Once/week	8	3	5	4	0	0	13	3.4
07 3 times/week	0	0	0	0	0	0	0	0.0
08 5 times/week	0	0	0	0	0	0	0	0.0
09 Every day	2	1	1	1	0	0	3	0.8
Valid responses =	253	67	125	33	1	0	379	96.7

Invalid responses include no response or multiple responses.

Michigan Technological University (Online) (2010 Pre)

SIUC/Core Institute
374 East Grand Avenue
(618) 453-4420
Carbondale, IL 62901

Consortium Number =
Institution Number = 1445
Number of Surveys = 392

Cross-tabulation Report

Core Alcohol and Drug Survey - Long Form

Wednesday, March 17, 2010

Page 16 of 51

19e. How often do you think the average student on your campus uses amphetamines (diet pills, speed)

	Male		Female		Unknown		Total		
	Freq.	Pct.	Freq.	Pct.	Freq.	Pct.	Freq.	Pct.	
01 Never	160	63	57	46	0	0	217	57.1	
02 Once/year	40	16	24	19	0	0	64	16.8	
03 6 times/year	20	8	9	7	0	0	29	7.6	
04 Once/month	10	4	9	7	0	0	19	5.0	
05 Twice/month	10	4	9	7	0	0	19	5.0	
06 Once/week	11	4	8	6	0	0	19	5.0	
07 3 times/week	2	1	5	4	0	0	7	1.8	
08 5 times/week	0	0	2	2	0	0	2	0.5	
09 Every day	2	1	1	1	1	100	4	1.1	
Valid responses =	255	67	124	33	1	0	380	96.9	

Invalid responses include no response or multiple responses.

19f. How often do you think the average student on your campus uses sedatives (downers, ludes)

	Male		Female		Unknown		Total		
	Freq.	Pct.	Freq.	Pct.	Freq.	Pct.	Freq.	Pct.	
01 Never	171	67	66	53	0	0	237	62.4	
02 Once/year	50	20	26	21	0	0	76	20.0	
03 6 times/year	17	7	13	10	0	0	30	7.9	
04 Once/month	5	2	6	5	0	0	11	2.9	
05 Twice/month	5	2	8	6	0	0	13	3.4	
06 Once/week	4	2	5	4	0	0	9	2.4	
07 3 times/week	1	0	0	0	1	100	2	0.5	
08 5 times/week	0	0	0	0	0	0	0	0.0	
09 Every day	1	0	1	1	0	0	2	0.5	
Valid responses =	254	67	125	33	1	0	380	96.9	

Invalid responses include no response or multiple responses.

19g. How often do you think the average student on your campus uses hallucinogens (LSD, PCP)

	Male		Female		Unknown		Total		
	Freq.	Pct.	Freq.	Pct.	Freq.	Pct.	Freq.	Pct.	
01 Never	172	68	72	58	1	100	245	64.5	
02 Once/year	48	19	28	22	0	0	76	20.0	
03 6 times/year	19	7	12	10	0	0	31	8.2	
04 Once/month	7	3	5	4	0	0	12	3.2	
05 Twice/month	2	1	3	2	0	0	5	1.3	
06 Once/week	3	1	4	3	0	0	7	1.8	
07 3 times/week	1	0	1	1	0	0	2	0.5	
08 5 times/week	0	0	0	0	0	0	0	0.0	
09 Every day	2	1	0	0	0	0	2	0.5	
Valid responses =	254	67	125	33	1	0	380	96.9	

Invalid responses include no response or multiple responses.

19h. How often do you think the average student on your campus uses opiates (heroin, smack, horse)

	Male		Female		Unknown		Total		
	Freq.	Pct.	Freq.	Pct.	Freq.	Pct.	Freq.	Pct.	
01 Never	186	73	80	64	1	100	267	70.3	
02 Once/year	47	19	24	19	0	0	71	18.7	
03 6 times/year	11	4	7	6	0	0	18	4.7	
04 Once/month	4	2	5	4	0	0	9	2.4	
05 Twice/month	1	0	5	4	0	0	6	1.6	
06 Once/week	4	2	3	2	0	0	7	1.8	
07 3 times/week	0	0	0	0	0	0	0	0.0	
08 5 times/week	0	0	0	0	0	0	0	0.0	
09 Every day	1	0	1	1	0	0	2	0.5	
Valid responses =	254	67	125	33	1	0	380	96.9	

Invalid responses include no response or multiple responses.

19i. How often do you think the average student on your campus uses inhalants (glue, solvents, gas)

	Male		Female		Unknown		Total		
	Freq.	Pct.	Freq.	Pct.	Freq.	Pct.	Freq.	Pct.	
01 Never	178	70	76	61	1	100	255	67.3	
02 Once/year	43	17	22	18	0	0	65	17.2	
03 6 times/year	14	6	9	7	0	0	23	6.1	
04 Once/month	8	3	5	4	0	0	13	3.4	
05 Twice/month	5	2	6	5	0	0	11	2.9	
06 Once/week	3	1	5	4	0	0	8	2.1	
07 3 times/week	1	0	0	0	0	0	1	0.3	
08 5 times/week	0	0	0	0	0	0	0	0.0	
09 Every day	2	1	1	1	0	0	3	0.8	
Valid responses =	254	67	124	33	1	0	379	96.7	

Invalid responses include no response or multiple responses.

19j. How often do you think the average student on your campus uses designer drugs (ecstasy, MDMA)

	Male		Female		Unknown		Total		
	Freq.	Pct.	Freq.	Pct.	Freq.	Pct.	Freq.	Pct.	
01 Never	165	65	67	54	0	0	232	61.5	
02 Once/year	49	19	27	22	0	0	76	20.2	
03 6 times/year	17	7	9	7	0	0	26	6.9	
04 Once/month	12	5	9	7	1	100	22	5.8	
05 Twice/month	3	1	6	5	0	0	9	2.4	
06 Once/week	4	2	5	4	0	0	9	2.4	
07 3 times/week	1	0	0	0	0	0	1	0.3	
08 5 times/week	0	0	0	0	0	0	0	0.0	
09 Every day	1	0	1	1	0	0	2	0.5	
Valid responses =	252	67	124	33	1	0	377	96.2	

Invalid responses include no response or multiple responses.

19k. How often do you think the average student on your campus uses steroids

	Male		Female		Unknown		Total		
	Freq.	Pct.	Freq.	Pct.	Freq.	Pct.	Freq.	Pct.	
01 Never	168	66	64	52	1	100	233	61.5	
02 Once/year	37	15	25	20	0	0	62	16.4	
03 6 times/year	26	10	12	10	0	0	38	10.0	
04 Once/month	8	3	9	7	0	0	17	4.5	
05 Twice/month	5	2	7	6	0	0	12	3.2	
06 Once/week	8	3	5	4	0	0	13	3.4	
07 3 times/week	0	0	0	0	0	0	0	0.0	
08 5 times/week	2	1	0	0	0	0	2	0.5	
09 Every day	1	0	1	1	0	0	2	0.5	
Valid responses =	255	67	123	32	1	0	379	96.7	

Invalid responses include no response or multiple responses.

19l. How often do you think the average student on your campus uses other illegal drugs

	Male		Female		Unknown		Total		
	Freq.	Pct.	Freq.	Pct.	Freq.	Pct.	Freq.	Pct.	
01 Never	167	65	72	58	1	100	240	63.0	
02 Once/year	55	21	28	23	0	0	83	21.8	
03 6 times/year	19	7	11	9	0	0	30	7.9	
04 Once/month	7	3	3	2	0	0	10	2.6	
05 Twice/month	1	0	3	2	0	0	4	1.0	
06 Once/week	4	2	6	5	0	0	10	2.6	
07 3 times/week	1	0	0	0	0	0	1	0.3	
08 5 times/week	0	0	0	0	0	0	0	0.0	
09 Every day	2	1	1	1	0	0	3	0.8	
Valid responses =	256	67	124	33	1	0	381	97.2	

Invalid responses include no response or multiple responses.

Michigan Technological University (Online) (2010 Pre)










SIUC/Core Institute
374 East Grand Avenue
(618) 453-4420
Carbondale, IL 62901

Consortium Number =
Institution Number = 1445
Number of Surveys = 392

Cross-tabulation Report
Core Alcohol and Drug Survey - Long Form










Wednesday, March 17, 2010
Page 18 of 51

20a. Where have you used tobacco (smoke, chew, snuff)

	Male		Female		Unknown		Total		
	Freq.	Pct.	Freq.	Pct.	Freq.	Pct.	Freq.	Pct.	
01 Never used	123	47	81	63	1	100	205	52.3	
02 On campus events	48	18	4	3	0	0	52	13.3	
03 Residence hall	26	10	2	2	0	0	28	7.1	
04 Frat/sorority	42	16	8	6	0	0	50	12.8	
05 Bar/restaurant	71	27	14	11	0	0	85	21.7	
06 Where you live	87	33	21	16	0	0	108	27.6	
07 In a car	70	27	18	14	0	0	88	22.4	
08 Private parties	95	36	23	18	0	0	118	30.1	
09 Other	41	16	12	9	0	0	53	13.5	










Valid responses = all responses and blanks: since multiple responses were possible, more than 100% may be indicated.

20b. Where have you used alcohol (beer, wine, liquor)

	Male		Female		Unknown		Total		
	Freq.	Pct.	Freq.	Pct.	Freq.	Pct.	Freq.	Pct.	
01 Never used	43	16	22	17	0	0	65	16.6	
02 On campus events	94	36	36	28	1	100	131	33.4	
03 Residence hall	106	40	27	21	0	0	133	33.9	
04 Frat/sorority	109	42	46	36	0	0	155	39.5	
05 Bar/restaurant	149	57	72	56	1	100	222	56.6	
06 Where you live	175	67	78	60	1	100	254	64.8	
07 In a car	35	13	14	11	0	0	49	12.5	
08 Private parties	178	68	87	67	1	100	266	67.9	
09 Other	52	20	23	18	0	0	75	19.1	










Valid responses = all responses and blanks: since multiple responses were possible, more than 100% may be indicated.

20c. Where have you used marijuana (pot, hash, hash oil)

	Male		Female		Unknown		Total		
	Freq.	Pct.	Freq.	Pct.	Freq.	Pct.	Freq.	Pct.	
01 Never used	168	64	92	71	1	100	261	66.6	
02 On campus events	8	3	1	1	0	0	9	2.3	
03 Residence hall	16	6	4	3	0	0	20	5.1	
04 Frat/sorority	21	8	4	3	0	0	25	6.4	
05 Bar/restaurant	1	0	0	0	0	0	1	0.3	
06 Where you live	43	16	16	12	0	0	59	15.1	
07 In a car	33	13	10	8	0	0	43	11.0	
08 Private parties	62	24	19	15	0	0	81	20.7	
09 Other	23	9	7	5	0	0	30	7.7	

Valid responses = all responses and blanks: since multiple responses were possible, more than 100% may be indicated.

20d. Where have you used cocaine (crack, rock, freebase)

	Male		Female		Unknown		Total		
	Freq.	Pct.	Freq.	Pct.	Freq.	Pct.	Freq.	Pct.	
01 Never used	236	90	121	94	1	100	358	91.3	
02 On campus events	2	1	0	0	0	0	2	0.5	
03 Residence hall	2	1	0	0	0	0	2	0.5	
04 Frat/sorority	4	2	0	0	0	0	4	1.0	
05 Bar/restaurant	2	1	0	0	0	0	2	0.5	
06 Where you live	5	2	2	2	0	0	7	1.8	
07 In a car	3	1	0	0	0	0	3	0.8	
08 Private parties	15	6	4	3	0	0	19	4.8	
09 Other	7	3	2	2	0	0	9	2.3	

Valid responses = all responses and blanks: since multiple responses were possible, more than 100% may be indicated.

Michigan Technological University (Online) (2010 Pre)

SIUC/Core Institute
374 East Grand Avenue
(618) 453-4420
Carbondale, IL 62901

Consortium Number =
Institution Number = 1445
Number of Surveys = 392

Cross-tabulation Report
Core Alcohol and Drug Survey - Long Form

Wednesday, March 17, 2010
Page 19 of 51

20e. Where have you used amphetamines (diet pills, speed)

	Male		Female		Unknown		Total	
	Freq.	Pct.	Freq.	Pct.	Freq.	Pct.	Freq.	Pct.
01 Never used	234	89	122	95	1	100	357	91.1
02 On campus events	8	3	0	0	0	0	8	2.0
03 Residence hall	9	3	0	0	0	0	9	2.3
04 Frat/sorority	7	3	0	0	0	0	7	1.8
05 Bar/restaurant	2	1	0	0	0	0	2	0.5
06 Where you live	13	5	6	5	0	0	19	4.8
07 In a car	4	2	0	0	0	0	4	1.0
08 Private parties	11	4	2	2	0	0	13	3.3
09 Other	9	3	0	0	0	0	9	2.3

Valid responses = all responses and blanks: since multiple responses were possible, more than 100% may be indicated.

20f. Where have you used sedatives (downers, ludes)

	Male		Female		Unknown		Total	
	Freq.	Pct.	Freq.	Pct.	Freq.	Pct.	Freq.	Pct.
01 Never used	243	93	123	95	1	100	367	93.6
02 On campus events	2	1	0	0	0	0	2	0.5
03 Residence hall	3	1	0	0	0	0	3	0.8
04 Frat/sorority	1	0	0	0	0	0	1	0.3
05 Bar/restaurant	0	0	0	0	0	0	0	0.0
06 Where you live	11	4	3	2	0	0	14	3.6
07 In a car	1	0	0	0	0	0	1	0.3
08 Private parties	7	3	1	1	0	0	8	2.0
09 Other	4	2	0	0	0	0	4	1.0

Valid responses = all responses and blanks: since multiple responses were possible, more than 100% may be indicated.

20g. Where have you used hallucinogens (LSD, PCP)

	Male		Female		Unknown		Total	
	Freq.	Pct.	Freq.	Pct.	Freq.	Pct.	Freq.	Pct.
01 Never used	233	89	123	95	1	100	357	91.1
02 On campus events	2	1	0	0	0	0	2	0.5
03 Residence hall	6	2	1	1	0	0	7	1.8
04 Frat/sorority	6	2	0	0	0	0	6	1.5
05 Bar/restaurant	1	0	0	0	0	0	1	0.3
06 Where you live	16	6	2	2	0	0	18	4.6
07 In a car	2	1	1	1	0	0	3	0.8
08 Private parties	12	5	3	2	0	0	15	3.8
09 Other	8	3	0	0	0	0	8	2.0

Valid responses = all responses and blanks: since multiple responses were possible, more than 100% may be indicated.

20h. Where have you used opiates (heroin, smack, horse)

	Male		Female		Unknown		Total	
	Freq.	Pct.	Freq.	Pct.	Freq.	Pct.	Freq.	Pct.
01 Never used	251	96	126	98	1	100	378	96.4
02 On campus events	1	0	0	0	0	0	1	0.3
03 Residence hall	0	0	0	0	0	0	0	0.0
04 Frat/sorority	2	1	0	0	0	0	2	0.5
05 Bar/restaurant	0	0	0	0	0	0	0	0.0
06 Where you live	5	2	1	1	0	0	6	1.5
07 In a car	1	0	0	0	0	0	1	0.3
08 Private parties	4	2	0	0	0	0	4	1.0
09 Other	2	1	0	0	0	0	2	0.5

Valid responses = all responses and blanks: since multiple responses were possible, more than 100% may be indicated.

20i. Where have you used inhalants (glue, solvents, gas)

	Male		Female		Unknown		Total	
	Freq.	Pct.	Freq.	Pct.	Freq.	Pct.	Freq.	Pct.
01 Never used	253	97	125	97	1	100	379	96.7
02 On campus events	2	1	0	0	0	0	2	0.5
03 Residence hall	2	1	0	0	0	0	2	0.5
04 Frat/sorority	1	0	0	0	0	0	1	0.3
05 Bar/restaurant	0	0	0	0	0	0	0	0.0
06 Where you live	5	2	1	1	0	0	6	1.5
07 In a car	1	0	0	0	0	0	1	0.3
08 Private parties	4	2	1	1	0	0	5	1.3
09 Other	3	1	0	0	0	0	3	0.8

Valid responses = all responses and blanks: since multiple responses were possible, more than 100% may be indicated.

20j. Where have you used designer drugs (ecstasy, MDMA)

	Male		Female		Unknown		Total	
	Freq.	Pct.	Freq.	Pct.	Freq.	Pct.	Freq.	Pct.
01 Never used	244	93	125	97	1	100	370	94.4
02 On campus events	1	0	0	0	0	0	1	0.3
03 Residence hall	2	1	0	0	0	0	2	0.5
04 Frat/sorority	3	1	0	0	0	0	3	0.8
05 Bar/restaurant	1	0	1	1	0	0	2	0.5
06 Where you live	5	2	1	1	0	0	6	1.5
07 In a car	2	1	1	1	0	0	3	0.8
08 Private parties	9	3	1	1	0	0	10	2.6
09 Other	4	2	0	0	0	0	4	1.0

Valid responses = all responses and blanks: since multiple responses were possible, more than 100% may be indicated.

20k. Where have you used steroids

	Male		Female		Unknown		Total	
	Freq.	Pct.	Freq.	Pct.	Freq.	Pct.	Freq.	Pct.
01 Never used	257	98	125	97	1	100	383	97.7
02 On campus events	1	0	0	0	0	0	1	0.3
03 Residence hall	0	0	0	0	0	0	0	0.0
04 Frat/sorority	1	0	0	0	0	0	1	0.3
05 Bar/restaurant	0	0	0	0	0	0	0	0.0
06 Where you live	1	0	0	0	0	0	1	0.3
07 In a car	0	0	0	0	0	0	0	0.0
08 Private parties	0	0	0	0	0	0	0	0.0
09 Other	1	0	0	0	0	0	1	0.3

Valid responses = all responses and blanks: since multiple responses were possible, more than 100% may be indicated.

20l. Where have you used other illegal drugs

	Male		Female		Unknown		Total	
	Freq.	Pct.	Freq.	Pct.	Freq.	Pct.	Freq.	Pct.
01 Never used	245	94	125	97	1	100	371	94.6
02 On campus events	2	1	0	0	0	0	2	0.5
03 Residence hall	1	0	0	0	0	0	1	0.3
04 Frat/sorority	1	0	0	0	0	0	1	0.3
05 Bar/restaurant	0	0	1	1	0	0	1	0.3
06 Where you live	7	3	1	1	0	0	8	2.0
07 In a car	2	1	0	0	0	0	2	0.5
08 Private parties	8	3	0	0	0	0	8	2.0
09 Other	5	2	0	0	0	0	5	1.3

Valid responses = all responses and blanks: since multiple responses were possible, more than 100% may be indicated.

Michigan Technological University (Online) (2010 Pre)

SIUC/Core Institute
374 East Grand Avenue
(618) 453-4420
Carbondale, IL 62901

Consortium Number =
Institution Number = 1445
Number of Surveys = 392

Cross-tabulation Report
Core Alcohol and Drug Survey - Long Form

Wednesday, March 17, 2010
Page 21 of 51

21a. Please indicate how often you have experienced the following due to your drinking or drug use during the last year...

a. Had a hangover

	Male		Female		Unknown		Total	
	Freq.	Pct.	Freq.	Pct.	Freq.	Pct.	Freq.	Pct.
01 Never	105	40	54	42	0	0	159	40.9
02 Once	20	8	18	14	0	0	38	9.8
03 Twice	26	10	12	9	0	0	38	9.8
04 3-5 times	45	17	23	18	1	100	69	17.7
05 6-9 times	19	7	7	5	0	0	26	6.7
06 10 or more times	45	17	14	11	0	0	59	15.2
Valid responses =	260	67	128	33	1	0	389	99.2

Invalid responses include no response or multiple responses.

21b. Please indicate how often you have experienced the following due to your drinking or drug use during the last year...

b. Performed poorly on a test or important project

	Male		Female		Unknown		Total	
	Freq.	Pct.	Freq.	Pct.	Freq.	Pct.	Freq.	Pct.
01 Never	216	84	114	89	0	0	330	85.3
02 Once	20	8	6	5	1	100	27	7.0
03 Twice	10	4	6	5	0	0	16	4.1
04 3-5 times	8	3	2	2	0	0	10	2.6
05 6-9 times	2	1	0	0	0	0	2	0.5
06 10 or more times	2	1	0	0	0	0	2	0.5
Valid responses =	258	67	128	33	1	0	387	98.7

Invalid responses include no response or multiple responses.

21c. Please indicate how often you have experienced the following due to your drinking or drug use during the last year...

c. Been in trouble with police, residence hall, or other college authorities

	Male		Female		Unknown		Total	
	Freq.	Pct.	Freq.	Pct.	Freq.	Pct.	Freq.	Pct.
01 Never	245	95	125	99	1	100	371	96.4
02 Once	11	4	1	1	0	0	12	3.1
03 Twice	0	0	0	0	0	0	0	0.0
04 3-5 times	2	1	0	0	0	0	2	0.5
05 6-9 times	0	0	0	0	0	0	0	0.0
06 10 or more times	0	0	0	0	0	0	0	0.0
Valid responses =	258	67	126	33	1	0	385	98.2

Invalid responses include no response or multiple responses.

21d. Please indicate how often you have experienced the following due to your drinking or drug use during the last year...

d. Damaged property, pulled fire alarm, etc.

	Male		Female		Unknown		Total	
	Freq.	Pct.	Freq.	Pct.	Freq.	Pct.	Freq.	Pct.
01 Never	241	93	125	99	1	100	367	95.1
02 Once	9	3	1	1	0	0	10	2.6
03 Twice	4	2	0	0	0	0	4	1.0
04 3-5 times	2	1	0	0	0	0	2	0.5
05 6-9 times	2	1	0	0	0	0	2	0.5
06 10 or more times	1	0	0	0	0	0	1	0.3
Valid responses =	259	67	126	33	1	0	386	98.5

Invalid responses include no response or multiple responses.

21e. Please indicate how often you have experienced the following due to your drinking or drug use during the last year...

e. Got into an argument or fight

	Male		Female		Unknown		Total	
	Freq.	Pct.	Freq.	Pct.	Freq.	Pct.	Freq.	Pct.
01 Never	203	79	98	77	0	0	301	77.8
02 Once	23	9	8	6	1	100	32	8.3
03 Twice	12	5	8	6	0	0	20	5.2
04 3-5 times	12	5	12	9	0	0	24	6.2
05 6-9 times	0	0	2	2	0	0	2	0.5
06 10 or more times	8	3	0	0	0	0	8	2.1
Valid responses =	258	67	128	33	1	0	387	98.7

Invalid responses include no response or multiple responses.

21f. Please indicate how often you have experienced the following due to your drinking or drug use during the last year...

f. Got nauseated or vomited

	Male		Female		Unknown		Total	
	Freq.	Pct.	Freq.	Pct.	Freq.	Pct.	Freq.	Pct.
01 Never	131	51	72	56	1	100	204	52.6
02 Once	35	14	22	17	0	0	57	14.7
03 Twice	38	15	12	9	0	0	50	12.9
04 3-5 times	34	13	15	12	0	0	49	12.6
05 6-9 times	11	4	5	4	0	0	16	4.1
06 10 or more times	10	4	2	2	0	0	12	3.1
Valid responses =	259	67	128	33	1	0	388	99.0

Invalid responses include no response or multiple responses.

21g. Please indicate how often you have experienced the following due to your drinking or drug use during the last year...

g. Driven a car while under the influence

	Male		Female		Unknown		Total	
	Freq.	Pct.	Freq.	Pct.	Freq.	Pct.	Freq.	Pct.
01 Never	204	78	108	84	1	100	313	80.5
02 Once	13	5	9	7	0	0	22	5.7
03 Twice	13	5	5	4	0	0	18	4.6
04 3-5 times	15	6	3	2	0	0	18	4.6
05 6-9 times	3	1	0	0	0	0	3	0.8
06 10 or more times	12	5	3	2	0	0	15	3.9
Valid responses =	260	67	128	33	1	0	389	99.2

Invalid responses include no response or multiple responses.

21h. Please indicate how often you have experienced the following due to your drinking or drug use during the last year...

h. Missed a class

	Male		Female		Unknown		Total	
	Freq.	Pct.	Freq.	Pct.	Freq.	Pct.	Freq.	Pct.
01 Never	196	75	105	82	1	100	302	77.6
02 Once	22	8	6	5	0	0	28	7.2
03 Twice	12	5	10	8	0	0	22	5.7
04 3-5 times	18	7	5	4	0	0	23	5.9
05 6-9 times	2	1	1	1	0	0	3	0.8
06 10 or more times	10	4	1	1	0	0	11	2.8
Valid responses =	260	67	128	33	1	0	389	99.2

Invalid responses include no response or multiple responses.

21i. Please indicate how often you have experienced the following due to your drinking or drug use during the last year...

i. Been criticized by someone I know

	Male		Female		Unknown		Total	
	Freq.	Pct.	Freq.	Pct.	Freq.	Pct.	Freq.	Pct.
01 Never	184	71	94	73	0	0	278	71.6
02 Once	27	10	13	10	0	0	40	10.3
03 Twice	18	7	11	9	0	0	29	7.5
04 3-5 times	17	7	7	5	0	0	24	6.2
05 6-9 times	3	1	2	2	0	0	5	1.3
06 10 or more times	10	4	1	1	1	100	12	3.1
Valid responses =	259	67	128	33	1	0	388	99.0

Invalid responses include no response or multiple responses.

21j. Please indicate how often you have experienced the following due to your drinking or drug use during the last year...

j. Thought I might have a drinking or other drug problem

	Male		Female		Unknown		Total	
	Freq.	Pct.	Freq.	Pct.	Freq.	Pct.	Freq.	Pct.
01 Never	225	87	117	92	1	100	343	88.4
02 Once	12	5	5	4	0	0	17	4.4
03 Twice	9	3	3	2	0	0	12	3.1
04 3-5 times	6	2	1	1	0	0	7	1.8
05 6-9 times	3	1	0	0	0	0	3	0.8
06 10 or more times	5	2	1	1	0	0	6	1.5
Valid responses =	260	67	127	33	1	0	388	99.0

Invalid responses include no response or multiple responses.

21k. Please indicate how often you have experienced the following due to your drinking or drug use during the last year...

k. Had a memory loss

	Male		Female		Unknown		Total	
	Freq.	Pct.	Freq.	Pct.	Freq.	Pct.	Freq.	Pct.
01 Never	164	64	96	76	0	0	260	67.5
02 Once	33	13	10	8	1	100	44	11.4
03 Twice	28	11	9	7	0	0	37	9.6
04 3-5 times	12	5	9	7	0	0	21	5.5
05 6-9 times	5	2	1	1	0	0	6	1.6
06 10 or more times	15	6	2	2	0	0	17	4.4
Valid responses =	257	67	127	33	1	0	385	98.2

Invalid responses include no response or multiple responses.

21l. Please indicate how often you have experienced the following due to your drinking or drug use during the last year...

l. Done something I later regretted

	Male		Female		Unknown		Total	
	Freq.	Pct.	Freq.	Pct.	Freq.	Pct.	Freq.	Pct.
01 Never	191	74	92	74	0	0	283	73.7
02 Once	26	10	16	13	1	100	43	11.2
03 Twice	18	7	8	6	0	0	26	6.8
04 3-5 times	15	6	7	6	0	0	22	5.7
05 6-9 times	1	0	0	0	0	0	1	0.3
06 10 or more times	7	3	2	2	0	0	9	2.3
Valid responses =	258	67	125	33	1	0	384	98.0

Invalid responses include no response or multiple responses.

Michigan Technological University (Online) (2010 Pre)

SIUC/Core Institute
374 East Grand Avenue
(618) 453-4420
Carbondale, IL 62901

Consortium Number =
Institution Number = 1445
Number of Surveys = 392

Cross-tabulation Report
Core Alcohol and Drug Survey - Long Form

Wednesday, March 17, 2010
Page 24 of 51

21m. Please indicate how often you have experienced the following due to your drinking or drug use during the last year...

m. Been arrested for DWI/DUI

	Male		Female		Unknown		Total	
	Freq.	Pct.	Freq.	Pct.	Freq.	Pct.	Freq.	Pct.
01 Never	256	99	126	100	1	100	383	99.2
02 Once	3	1	0	0	0	0	3	0.8
03 Twice	0	0	0	0	0	0	0	0.0
04 3-5 times	0	0	0	0	0	0	0	0.0
05 6-9 times	0	0	0	0	0	0	0	0.0
06 10 or more times	0	0	0	0	0	0	0	0.0
Valid responses =	259	67	126	33	1	0	386	98.5

Invalid responses include no response or multiple responses.

21n. Please indicate how often you have experienced the following due to your drinking or drug use during the last year...

n. Have been taken advantage of sexually

	Male		Female		Unknown		Total	
	Freq.	Pct.	Freq.	Pct.	Freq.	Pct.	Freq.	Pct.
01 Never	241	93	119	94	1	100	361	93.5
02 Once	8	3	8	6	0	0	16	4.1
03 Twice	3	1	0	0	0	0	3	0.8
04 3-5 times	4	2	0	0	0	0	4	1.0
05 6-9 times	0	0	0	0	0	0	0	0.0
06 10 or more times	2	1	0	0	0	0	2	0.5
Valid responses =	258	67	127	33	1	0	386	98.5

Invalid responses include no response or multiple responses.

21o. Please indicate how often you have experienced the following due to your drinking or drug use during the last year...

o. Have taken advantage of another sexually

	Male		Female		Unknown		Total	
	Freq.	Pct.	Freq.	Pct.	Freq.	Pct.	Freq.	Pct.
01 Never	252	97	125	98	1	100	378	97.4
02 Once	3	1	2	2	0	0	5	1.3
03 Twice	1	0	0	0	0	0	1	0.3
04 3-5 times	2	1	0	0	0	0	2	0.5
05 6-9 times	1	0	0	0	0	0	1	0.3
06 10 or more times	1	0	0	0	0	0	1	0.3
Valid responses =	260	67	127	33	1	0	388	99.0

Invalid responses include no response or multiple responses.

21p. Please indicate how often you have experienced the following due to your drinking or drug use during the last year...

p. Tried unsuccessfully to stop using

	Male		Female		Unknown		Total	
	Freq.	Pct.	Freq.	Pct.	Freq.	Pct.	Freq.	Pct.
01 Never	249	96	122	96	1	100	372	96.1
02 Once	8	3	4	3	0	0	12	3.1
03 Twice	1	0	1	1	0	0	2	0.5
04 3-5 times	1	0	0	0	0	0	1	0.3
05 6-9 times	0	0	0	0	0	0	0	0.0
06 10 or more times	0	0	0	0	0	0	0	0.0
Valid responses =	259	67	127	33	1	0	387	98.7

Invalid responses include no response or multiple responses.

21q. Please indicate how often you have experienced the following due to your drinking or drug use during the last year...

q. Seriously thought about suicide

	Male		Female		Unknown		Total		
	Freq.	Pct.	Freq.	Pct.	Freq.	Pct.	Freq.	Pct.	
01 Never	250	97	122	97	0	0	372	96.9	
02 Once	2	1	2	2	0	0	4	1.0	
03 Twice	3	1	1	1	0	0	4	1.0	
04 3-5 times	1	0	1	1	0	0	2	0.5	
05 6-9 times	1	0	0	0	0	0	1	0.3	
06 10 or more times	0	0	0	0	1	100	1	0.3	
Valid responses =	257	67	126	33	1	0	384	98.0	

Invalid responses include no response or multiple responses.

21r. Please indicate how often you have experienced the following due to your drinking or drug use during the last year...

r. Seriously tried to commit suicide

	Male		Female		Unknown		Total		
	Freq.	Pct.	Freq.	Pct.	Freq.	Pct.	Freq.	Pct.	
01 Never	256	100	127	100	1	100	384	99.7	
02 Once	0	0	0	0	0	0	0	0.0	
03 Twice	0	0	0	0	0	0	0	0.0	
04 3-5 times	0	0	0	0	0	0	0	0.0	
05 6-9 times	0	0	0	0	0	0	0	0.0	
06 10 or more times	1	0	0	0	0	0	1	0.3	
Valid responses =	257	67	127	33	1	0	385	98.2	

Invalid responses include no response or multiple responses.

21s. Please indicate how often you have experienced the following due to your drinking or drug use during the last year...

s. Been hurt or injured

	Male		Female		Unknown		Total		
	Freq.	Pct.	Freq.	Pct.	Freq.	Pct.	Freq.	Pct.	
01 Never	218	84	109	86	1	100	328	84.5	
02 Once	22	8	8	6	0	0	30	7.7	
03 Twice	12	5	7	6	0	0	19	4.9	
04 3-5 times	0	0	3	2	0	0	3	0.8	
05 6-9 times	4	2	0	0	0	0	4	1.0	
06 10 or more times	4	2	0	0	0	0	4	1.0	
Valid responses =	260	67	127	33	1	0	388	99.0	

Invalid responses include no response or multiple responses.

22. Have any of your family had alcohol or other drug problems

	Male		Female		Unknown		Total		
	Freq.	Pct.	Freq.	Pct.	Freq.	Pct.	Freq.	Pct.	
01 Mother	14	5	14	11	0	0	28	7.1	
02 Father	40	15	26	20	1	100	67	17.1	
03 Stepmother	3	1	1	1	0	0	4	1.0	
04 Stepfather	5	2	4	3	0	0	9	2.3	
05 Brothers/sisters	29	11	16	12	1	100	46	11.7	
06 Mother's parents	27	10	26	20	0	0	53	13.5	
07 Father's parents	24	9	26	20	0	0	50	12.8	
08 Aunts/uncles	71	27	51	40	0	0	122	31.1	
09 Spouse	1	0	6	5	0	0	7	1.8	
10 Children	1	0	1	1	0	0	2	0.5	
11 None	120	46	49	38	0	0	169	43.1	

Valid responses = all responses and blanks: since multiple responses were possible, more than 100% may be indicated.

23. If you volunteer any of your time on or off campus to help others, please indicate the approximate number of hours per month and principal activity

	Male		Female		Unknown		Total		
	Freq.	Pct.	Freq.	Pct.	Freq.	Pct.	Freq.	Pct.	
01 Less than 1 hour	120	51	46	39	0	0	166	46.6	
02 1-4 hours	67	28	36	30	0	0	103	28.9	
03 5-9 hours	31	13	23	19	1	100	55	15.4	
04 10-15 hours	9	4	7	6	0	0	16	4.5	
05 16 or more hours	9	4	7	6	0	0	16	4.5	
Valid responses =	236	66	119	33	1	0	356	90.8	

Invalid responses include no response or multiple responses.

24a. Within the last year to what extent have you participated in any of the following activities

a. Intercollegiate athletics

	Male		Female		Unknown		Total		
	Freq.	Pct.	Freq.	Pct.	Freq.	Pct.	Freq.	Pct.	
01 Not involved	220	86	116	91	1	100	337	87.3	
02 Actively involved	29	11	10	8	0	0	39	10.1	
03 Leadership position	8	3	2	2	0	0	10	2.6	
Valid responses =	257	67	128	33	1	0	386	98.5	

Invalid responses include no response or multiple responses.

24b. Within the last year to what extent have you participated in any of the following activities

b. Intramural or club sports

	Male		Female		Unknown		Total		
	Freq.	Pct.	Freq.	Pct.	Freq.	Pct.	Freq.	Pct.	
01 Not involved	132	51	75	58	0	0	207	53.4	
02 Actively involved	114	44	45	35	0	0	159	41.0	
03 Leadership position	12	5	9	7	1	100	22	5.7	
Valid responses =	258	66	129	33	1	0	388	99.0	

Invalid responses include no response or multiple responses.

24c. Within the last year to what extent have you participated in any of the following activities

c. Social fraternities or sororities

	Male		Female		Unknown		Total		
	Freq.	Pct.	Freq.	Pct.	Freq.	Pct.	Freq.	Pct.	
01 Not involved	211	82	110	86	1	100	322	83.2	
02 Attended	24	9	6	5	0	0	30	7.8	
03 Actively involved	10	4	7	5	0	0	17	4.4	
04 Leadership position	13	5	5	4	0	0	18	4.7	
Valid responses =	258	67	128	33	1	0	387	98.7	

Invalid responses include no response or multiple responses.

24d. Within the last year to what extent have you participated in any of the following activities

d. Religious and interfaith groups

	Male		Female		Unknown		Total		
	Freq.	Pct.	Freq.	Pct.	Freq.	Pct.	Freq.	Pct.	
01 Not involved	174	67	82	64	1	100	257	66.4	
02 Attended	46	18	22	17	0	0	68	17.6	
03 Actively involved	25	10	21	16	0	0	46	11.9	
04 Leadership position	13	5	3	2	0	0	16	4.1	
Valid responses =	258	67	128	33	1	0	387	98.7	

Invalid responses include no response or multiple responses.

24e. Within the last year to what extent have you participated in any of the following activities

e. International and language groups

	Male		Female		Unknown		Total		
	Freq.	Pct.	Freq.	Pct.	Freq.	Pct.	Freq.	Pct.	
01 Not involved	227	88	108	84	1	100	336	87.0	
02 Attended	20	8	9	7	0	0	29	7.5	
03 Actively involved	6	2	10	8	0	0	16	4.1	
04 Leadership position	4	2	1	1	0	0	5	1.3	
Valid responses =	257	67	128	33	1	0	386	98.5	

Invalid responses include no response or multiple responses.

24f. Within the last year to what extent have you participated in any of the following activities

f. Minority and ethnic organizations

	Male		Female		Unknown		Total		
	Freq.	Pct.	Freq.	Pct.	Freq.	Pct.	Freq.	Pct.	
01 Not involved	233	91	110	86	1	100	344	89.1	
02 Attended	16	6	10	8	0	0	26	6.7	
03 Actively involved	5	2	7	5	0	0	12	3.1	
04 Leadership position	3	1	1	1	0	0	4	1.0	
Valid responses =	257	67	128	33	1	0	386	98.5	

Invalid responses include no response or multiple responses.

24g. Within the last year to what extent have you participated in any of the following activities

g. Political and social action groups

	Male		Female		Unknown		Total		
	Freq.	Pct.	Freq.	Pct.	Freq.	Pct.	Freq.	Pct.	
01 Not involved	217	84	109	84	1	100	327	84.3	
02 Attended	26	10	13	10	0	0	39	10.1	
03 Actively involved	7	3	5	4	0	0	12	3.1	
04 Leadership position	8	3	2	2	0	0	10	2.6	
Valid responses =	258	66	129	33	1	0	388	99.0	

Invalid responses include no response or multiple responses.

24h. Within the last year to what extent have you participated in any of the following activities

h. Music and other performing arts groups

	Male		Female		Unknown		Total		
	Freq.	Pct.	Freq.	Pct.	Freq.	Pct.	Freq.	Pct.	
01 Not involved	185	72	78	60	1	100	264	68.0	
02 Attended	44	17	29	22	0	0	73	18.8	
03 Actively involved	19	7	17	13	0	0	36	9.3	
04 Leadership position	10	4	5	4	0	0	15	3.9	
Valid responses =	258	66	129	33	1	0	388	99.0	

Invalid responses include no response or multiple responses.

24i. Within the last year to what extent have you participated in any of the following activities

i. Student newspaper, radio, TV, magazine, etc.

	Male		Female		Unknown		Total		
	Freq.	Pct.	Freq.	Pct.	Freq.	Pct.	Freq.	Pct.	
01 Not involved	210	82	106	83	1	100	317	82.1	
02 Attended	23	9	14	11	0	0	37	9.6	
03 Actively involved	13	5	5	4	0	0	18	4.7	
04 Leadership position	11	4	3	2	0	0	14	3.6	
Valid responses =	257	67	128	33	1	0	386	98.5	

Invalid responses include no response or multiple responses.

25a1. In the first column, indicate whether any of the following have happened to you within the last year while you were in and around campus. If you answered yes to any of these items, indicate in the second column if you had consumed alcohol or other drugs shortly before these incidents.

a. Ethnic or racial harassment (happened to you)

	Male		Female		Unknown		Total	
	Freq.	Pct.	Freq.	Pct.	Freq.	Pct.	Freq.	Pct.
01 Yes	10	4	2	2	0	0	12	3.1
02 No	247	96	126	98	1	100	374	96.9
Valid responses =	257	67	128	33	1	0	386	98.5

Invalid responses include no response or multiple responses.

25b1. In the first column, indicate whether any of the following have happened to you within the last year while you were in and around campus. If you answered yes to any of these items, indicate in the second column if you had consumed alcohol or other drugs shortly before these incidents.

b. Threats of physical violence (happened to you)

	Male		Female		Unknown		Total	
	Freq.	Pct.	Freq.	Pct.	Freq.	Pct.	Freq.	Pct.
01 Yes	25	10	6	5	0	0	31	8.0
02 No	233	90	122	95	1	100	356	92.0
Valid responses =	258	67	128	33	1	0	387	98.7

Invalid responses include no response or multiple responses.

25c1. In the first column, indicate whether any of the following have happened to you within the last year while you were in and around campus. If you answered yes to any of these items, indicate in the second column if you had consumed alcohol or other drugs shortly before these incidents.

c. Actual physical violence (happened to you)

	Male		Female		Unknown		Total	
	Freq.	Pct.	Freq.	Pct.	Freq.	Pct.	Freq.	Pct.
01 Yes	11	4	4	3	0	0	15	3.9
02 No	245	96	123	97	1	100	369	96.1
Valid responses =	256	67	127	33	1	0	384	98.0

Invalid responses include no response or multiple responses.

25d1. In the first column, indicate whether any of the following have happened to you within the last year while you were in and around campus. If you answered yes to any of these items, indicate in the second column if you had consumed alcohol or other drugs shortly before these incidents.

d. Theft involving force or threat of force (happened to you)

	Male		Female		Unknown		Total	
	Freq.	Pct.	Freq.	Pct.	Freq.	Pct.	Freq.	Pct.
01 Yes	2	1	1	1	0	0	3	0.8
02 No	254	99	127	99	1	100	382	99.2
Valid responses =	256	66	128	33	1	0	385	98.2

Invalid responses include no response or multiple responses.

25e1. In the first column, indicate whether any of the following have happened to you within the last year while you were in and around campus. If you answered yes to any of these items, indicate in the second column if you had consumed alcohol or other drugs shortly before these incidents.

e. Forced sexual touching or fondling (happened to you)

	Male		Female		Unknown		Total	
	Freq.	Pct.	Freq.	Pct.	Freq.	Pct.	Freq.	Pct.
01 Yes	6	2	4	3	0	0	10	2.6
02 No	252	98	124	97	1	100	377	97.4
Valid responses =	258	67	128	33	1	0	387	98.7

Invalid responses include no response or multiple responses.

25f1. In the first column, indicate whether any of the following have happened to you within the last year while you were in and around campus. If you answered yes to any of these items, indicate in the second column if you had consumed alcohol or other drugs shortly before these incidents.

f. Unwanted sexual intercourse (happened to you)

	Male		Female		Unknown		Total	
	Freq.	Pct.	Freq.	Pct.	Freq.	Pct.	Freq.	Pct.
01 Yes	3	1	3	2	0	0	6	1.6
02 No	255	99	124	98	1	100	380	98.4
Valid responses =	258	67	127	33	1	0	386	98.5

Invalid responses include no response or multiple responses.

25a2. In the first column, indicate whether any of the following have happened to you within the last year while you were in and around campus. If you answered yes to any of these items, indicate in the second column if you had consumed alcohol or other drugs shortly before these incidents.

a. Ethnic or racial harassment (had consumed alcohol or drugs)

	Male		Female		Unknown		Total	
	Freq.	Pct.	Freq.	Pct.	Freq.	Pct.	Freq.	Pct.
01 Yes	2	22	0	0	0	0	2	20.0
02 No	7	78	1	100	0	0	8	80.0
Valid responses =	9	90	1	10	0	0	10	2.6

Invalid responses include no response or multiple responses.

25b2. In the first column, indicate whether any of the following have happened to you within the last year while you were in and around campus. If you answered yes to any of these items, indicate in the second column if you had consumed alcohol or other drugs shortly before these incidents.

b. Threats of physical violence (had consumed alcohol or drugs)

	Male		Female		Unknown		Total	
	Freq.	Pct.	Freq.	Pct.	Freq.	Pct.	Freq.	Pct.
01 Yes	12	50	1	20	0	0	13	44.8
02 No	12	50	4	80	0	0	16	55.2
Valid responses =	24	83	5	17	0	0	29	7.4

Invalid responses include no response or multiple responses.

25c2. In the first column, indicate whether any of the following have happened to you within the last year while you were in and around campus. If you answered yes to any of these items, indicate in the second column if you had consumed alcohol or other drugs shortly before these incidents.

c. Actual physical violence (had consumed alcohol or drugs)

	Male		Female		Unknown		Total	
	Freq.	Pct.	Freq.	Pct.	Freq.	Pct.	Freq.	Pct.
01 Yes	8	73	1	33	0	0	9	64.3
02 No	3	27	2	67	0	0	5	35.7
Valid responses =	11	79	3	21	0	0	14	3.6

Invalid responses include no response or multiple responses.

25d2. In the first column, indicate whether any of the following have happened to you within the last year while you were in and around campus. If you answered yes to any of these items, indicate in the second column if you had consumed alcohol or other drugs shortly before these incidents.

d. Theft involving force or threat of force (had consumed alcohol or drugs)

	Male		Female		Unknown		Total	
	Freq.	Pct.	Freq.	Pct.	Freq.	Pct.	Freq.	Pct.
01 Yes	0	0	0	0	0	0	0	0.0
02 No	2	100	0	0	0	0	2	100.0
Valid responses =	2	100	0	0	0	0	2	0.5

Invalid responses include no response or multiple responses.

25e2. In the first column, indicate whether any of the following have happened to you within the last year while you were in and around campus. If you answered yes to any of these items, indicate in the second column if you had consumed alcohol or other drugs shortly before these incidents.

e. Forced sexual touching or fondling (had consumed alcohol or drugs)

	Male		Female		Unknown		Total	
	Freq.	Pct.	Freq.	Pct.	Freq.	Pct.	Freq.	Pct.
01 Yes	3	50	3	100	0	0	6	66.7
02 No	3	50	0	0	0	0	3	33.3
Valid responses =	6	67	3	33	0	0	9	2.3

Invalid responses include no response or multiple responses.

25f2. In the first column, indicate whether any of the following have happened to you within the last year while you were in and around campus. If you answered yes to any of these items, indicate in the second column if you had consumed alcohol or other drugs shortly before these incidents.

f. Unwanted sexual intercourse (had consumed alcohol or drugs)

	Male		Female		Unknown		Total	
	Freq.	Pct.	Freq.	Pct.	Freq.	Pct.	Freq.	Pct.
01 Yes	2	67	2	100	0	0	4	80.0
02 No	1	33	0	0	0	0	1	20.0
Valid responses =	3	60	2	40	0	0	5	1.3

Invalid responses include no response or multiple responses.

26a. How do you think your close friends feel (or would feel) about you...

a. Trying marijuana once or twice

	Male		Female		Unknown		Total	
	Freq.	Pct.	Freq.	Pct.	Freq.	Pct.	Freq.	Pct.
01 Don't disapprove	137	54	59	47	1	100	197	51.6
02 Disapprove	49	19	39	31	0	0	88	23.0
03 Strongly disapprove	69	27	28	22	0	0	97	25.4
Valid responses =	255	67	126	33	1	0	382	97.4

Invalid responses include no response or multiple responses.

26b. How do you think your close friends feel (or would feel) about you...

b. Smoking marijuana occasionally

	Male		Female		Unknown		Total	
	Freq.	Pct.	Freq.	Pct.	Freq.	Pct.	Freq.	Pct.
01 Don't disapprove	101	40	40	31	0	0	141	36.8
02 Disapprove	64	25	39	31	1	100	104	27.2
03 Strongly disapprove	90	35	48	38	0	0	138	36.0
Valid responses =	255	67	127	33	1	0	383	97.7

Invalid responses include no response or multiple responses.

26c. How do you think your close friends feel (or would feel) about you...

c. Smoking marijuana regularly

	Male		Female		Unknown		Total	
	Freq.	Pct.	Freq.	Pct.	Freq.	Pct.	Freq.	Pct.
01 Don't disapprove	44	17	16	13	0	0	60	15.7
02 Disapprove	75	29	37	29	1	100	113	29.5
03 Strongly disapprove	136	53	74	58	0	0	210	54.8
Valid responses =	255	67	127	33	1	0	383	97.7

Invalid responses include no response or multiple responses.

Michigan Technological University (Online) (2010 Pre)

SIUC/Core Institute
374 East Grand Avenue
(618) 453-4420
Carbondale, IL 62901

Consortium Number =
Institution Number = 1445
Number of Surveys = 392

Cross-tabulation Report
Core Alcohol and Drug Survey - Long Form

Wednesday, March 17, 2010
Page 31 of 51

26d. How do you think your close friends feel (or would feel) about you...

d. Trying cocaine once or twice

	Male		Female		Unknown		Total	
	Freq.	Pct.	Freq.	Pct.	Freq.	Pct.	Freq.	Pct.
01 Don't disapprove	27	11	8	6	0	0	35	9.1
02 Disapprove	62	24	38	30	1	100	101	26.4
03 Strongly disapprove	166	65	81	64	0	0	247	64.5
Valid responses =	255	67	127	33	1	0	383	97.7

Invalid responses include no response or multiple responses.

26e. How do you think your close friends feel (or would feel) about you...

e. Taking cocaine regularly

	Male		Female		Unknown		Total	
	Freq.	Pct.	Freq.	Pct.	Freq.	Pct.	Freq.	Pct.
01 Don't disapprove	5	2	1	1	0	0	6	1.6
02 Disapprove	41	16	16	13	0	0	57	14.9
03 Strongly disapprove	209	82	110	87	1	100	320	83.6
Valid responses =	255	67	127	33	1	0	383	97.7

Invalid responses include no response or multiple responses.

26f. How do you think your close friends feel (or would feel) about you...

f. Trying LSD once or twice

	Male		Female		Unknown		Total	
	Freq.	Pct.	Freq.	Pct.	Freq.	Pct.	Freq.	Pct.
01 Don't disapprove	40	16	9	7	0	0	49	12.8
02 Disapprove	55	22	30	24	0	0	85	22.2
03 Strongly disapprove	160	63	88	69	1	100	249	65.0
Valid responses =	255	67	127	33	1	0	383	97.7

Invalid responses include no response or multiple responses.

26g. How do you think your close friends feel (or would feel) about you...

g. Taking LSD regularly

	Male		Female		Unknown		Total	
	Freq.	Pct.	Freq.	Pct.	Freq.	Pct.	Freq.	Pct.
01 Don't disapprove	5	2	1	1	0	0	6	1.6
02 Disapprove	45	18	17	13	0	0	62	16.2
03 Strongly disapprove	205	80	109	86	1	100	315	82.2
Valid responses =	255	67	127	33	1	0	383	97.7

Invalid responses include no response or multiple responses.

26h. How do you think your close friends feel (or would feel) about you...

h. Trying amphetamines once or twice

	Male		Female		Unknown		Total	
	Freq.	Pct.	Freq.	Pct.	Freq.	Pct.	Freq.	Pct.
01 Don't disapprove	39	15	10	8	0	0	49	12.8
02 Disapprove	55	22	36	28	1	100	92	24.1
03 Strongly disapprove	160	63	81	64	0	0	241	63.1
Valid responses =	254	66	127	33	1	0	382	97.4

Invalid responses include no response or multiple responses.

26i. How do you think your close friends feel (or would feel) about you...

i. Taking amphetamines regularly

	Male		Female		Unknown		Total	
	Freq.	Pct.	Freq.	Pct.	Freq.	Pct.	Freq.	Pct.
01 Don't disapprove	11	4	1	1	0	0	12	3.2
02 Disapprove	44	17	20	16	1	100	65	17.2
03 Strongly disapprove	197	78	105	83	0	0	302	79.7
Valid responses =	252	66	126	33	1	0	379	96.7

Invalid responses include no response or multiple responses.

26j. How do you think your close friends feel (or would feel) about you...

j. Taking one or two drinks of an alcoholic beverage (beer, wine, liquor) nearly every day

	Male		Female		Unknown		Total	
	Freq.	Pct.	Freq.	Pct.	Freq.	Pct.	Freq.	Pct.
01 Don't disapprove	127	50	43	34	1	100	171	44.9
02 Disapprove	87	34	58	46	0	0	145	38.1
03 Strongly disapprove	39	15	26	20	0	0	65	17.1
Valid responses =	253	66	127	33	1	0	381	97.2

Invalid responses include no response or multiple responses.

26k. How do you think your close friends feel (or would feel) about you...

k. Taking four or five drinks nearly every day

	Male		Female		Unknown		Total	
	Freq.	Pct.	Freq.	Pct.	Freq.	Pct.	Freq.	Pct.
01 Don't disapprove	43	17	6	5	1	100	50	13.1
02 Disapprove	97	38	42	33	0	0	139	36.3
03 Strongly disapprove	115	45	79	62	0	0	194	50.7
Valid responses =	255	67	127	33	1	0	383	97.7

Invalid responses include no response or multiple responses.

26l. How do you think your close friends feel (or would feel) about you...

l. Having five or more drinks in one setting

	Male		Female		Unknown		Total	
	Freq.	Pct.	Freq.	Pct.	Freq.	Pct.	Freq.	Pct.
01 Don't disapprove	138	55	52	41	1	100	191	50.1
02 Disapprove	49	19	32	25	0	0	81	21.3
03 Strongly disapprove	66	26	43	34	0	0	109	28.6
Valid responses =	253	66	127	33	1	0	381	97.2

Invalid responses include no response or multiple responses.

26m. How do you think your close friends feel (or would feel) about you...

m. Taking steroids for body building or improved athletic performance

	Male		Female		Unknown		Total	
	Freq.	Pct.	Freq.	Pct.	Freq.	Pct.	Freq.	Pct.
01 Don't disapprove	18	7	3	2	1	100	22	5.8
02 Disapprove	80	31	29	23	0	0	109	28.5
03 Strongly disapprove	156	61	95	75	0	0	251	65.7
Valid responses =	254	66	127	33	1	0	382	97.4

Invalid responses include no response or multiple responses.

Michigan Technological University (Online) (2010 Pre)

SIUC/Core Institute
374 East Grand Avenue
(618) 453-4420
Carbondale, IL 62901

Consortium Number =
Institution Number = 1445
Number of Surveys = 392

27a. Do you believe that alcohol has any of the following effects

a. Breaks the ice

	Male		Female		Unknown		Total	
	Freq.	Pct.	Freq.	Pct.	Freq.	Pct.	Freq.	Pct.
01 Yes	187	74	93	74	1	100	281	73.9
02 No	66	26	33	26	0	0	99	26.1
Valid responses =	253	67	126	33	1	0	380	96.9

Invalid responses include no response or multiple responses.

27b. Do you believe that alcohol has any of the following effects

b. Enhances social activity

	Male		Female		Unknown		Total	
	Freq.	Pct.	Freq.	Pct.	Freq.	Pct.	Freq.	Pct.
01 Yes	187	74	89	71	1	100	277	72.9
02 No	66	26	37	29	0	0	103	27.1
Valid responses =	253	67	126	33	1	0	380	96.9

Invalid responses include no response or multiple responses.

27c. Do you believe that alcohol has any of the following effects

c. Makes it easier to deal with stress

	Male		Female		Unknown		Total	
	Freq.	Pct.	Freq.	Pct.	Freq.	Pct.	Freq.	Pct.
01 Yes	109	43	60	48	1	100	170	44.9
02 No	144	57	65	52	0	0	209	55.1
Valid responses =	253	67	125	33	1	0	379	96.7

Invalid responses include no response or multiple responses.

27d. Do you believe that alcohol has any of the following effects

d. Facilitates a connection with peers

	Male		Female		Unknown		Total	
	Freq.	Pct.	Freq.	Pct.	Freq.	Pct.	Freq.	Pct.
01 Yes	168	66	71	57	1	100	240	63.3
02 No	85	34	54	43	0	0	139	36.7
Valid responses =	253	67	125	33	1	0	379	96.7

Invalid responses include no response or multiple responses.

27e. Do you believe that alcohol has any of the following effects

e. Gives people something to talk about

	Male		Female		Unknown		Total	
	Freq.	Pct.	Freq.	Pct.	Freq.	Pct.	Freq.	Pct.
01 Yes	174	70	86	68	1	100	261	69.2
02 No	76	30	40	32	0	0	116	30.8
Valid responses =	250	66	126	33	1	0	377	96.2

Invalid responses include no response or multiple responses.

27f. Do you believe that alcohol has any of the following effects

f. Facilitates male bonding

	Male		Female		Unknown		Total	
	Freq.	Pct.	Freq.	Pct.	Freq.	Pct.	Freq.	Pct.
01 Yes	165	65	64	50	1	100	230	60.4
02 No	88	35	63	50	0	0	151	39.6
Valid responses =	253	66	127	33	1	0	381	97.2

Invalid responses include no response or multiple responses.

Michigan Technological University (Online) (2010 Pre)

SIUC/Core Institute
374 East Grand Avenue
(618) 453-4420
Carbondale, IL 62901

Consortium Number =
Institution Number = 1445
Number of Surveys = 392

Cross-tabulation Report
Core Alcohol and Drug Survey - Long Form

Wednesday, March 17, 2010
Page 34 of 51

27g. Do you believe that alcohol has any of the following effects

g. Facilitates female bonding

	Male		Female		Unknown		Total	
	Freq.	Pct.	Freq.	Pct.	Freq.	Pct.	Freq.	Pct.
01 Yes	137	55	56	44	1	100	194	51.3
02 No	113	45	71	56	0	0	184	48.7
Valid responses =	250	66	127	34	1	0	378	96.4

Invalid responses include no response or multiple responses.

27h. Do you believe that alcohol has any of the following effects

h. Allows people to have more fun

	Male		Female		Unknown		Total	
	Freq.	Pct.	Freq.	Pct.	Freq.	Pct.	Freq.	Pct.
01 Yes	157	63	70	56	1	100	228	60.5
02 No	93	37	56	44	0	0	149	39.5
Valid responses =	250	66	126	33	1	0	377	96.2

Invalid responses include no response or multiple responses.

27i. Do you believe that alcohol has any of the following effects

i. Gives people something to do

	Male		Female		Unknown		Total	
	Freq.	Pct.	Freq.	Pct.	Freq.	Pct.	Freq.	Pct.
01 Yes	189	74	95	75	1	100	285	74.8
02 No	65	26	31	25	0	0	96	25.2
Valid responses =	254	67	126	33	1	0	381	97.2

Invalid responses include no response or multiple responses.

27j. Do you believe that alcohol has any of the following effects

j. Makes food taste better

	Male		Female		Unknown		Total	
	Freq.	Pct.	Freq.	Pct.	Freq.	Pct.	Freq.	Pct.
01 Yes	63	25	21	17	0	0	84	22.0
02 No	190	75	106	83	1	100	297	78.0
Valid responses =	253	66	127	33	1	0	381	97.2

Invalid responses include no response or multiple responses.

27k. Do you believe that alcohol has any of the following effects

k. Makes women sexier

	Male		Female		Unknown		Total	
	Freq.	Pct.	Freq.	Pct.	Freq.	Pct.	Freq.	Pct.
01 Yes	93	37	15	12	0	0	108	28.6
02 No	158	63	111	88	1	100	270	71.4
Valid responses =	251	66	126	33	1	0	378	96.4

Invalid responses include no response or multiple responses.

27l. Do you believe that alcohol has any of the following effects

l. Makes men sexier

	Male		Female		Unknown		Total	
	Freq.	Pct.	Freq.	Pct.	Freq.	Pct.	Freq.	Pct.
01 Yes	31	12	18	14	1	100	50	13.2
02 No	222	88	108	86	0	0	330	86.8
Valid responses =	253	67	126	33	1	0	380	96.9

Invalid responses include no response or multiple responses.

Michigan Technological University (Online) (2010 Pre)

SIUC/Core Institute
374 East Grand Avenue
(618) 453-4420
Carbondale, IL 62901

Consortium Number =
Institution Number = 1445
Number of Surveys = 392

Cross-tabulation Report
Core Alcohol and Drug Survey - Long Form

Wednesday, March 17, 2010
Page 35 of 51

27m. Do you believe that alcohol has any of the following effects

m. Makes me sexier

	Male		Female		Unknown		Total	
	Freq.	Pct.	Freq.	Pct.	Freq.	Pct.	Freq.	Pct.
01 Yes	42	17	13	10	1	100	56	14.7
02 No	211	83	113	90	0	0	324	85.3
Valid responses =	253	67	126	33	1	0	380	96.9

Invalid responses include no response or multiple responses.

27n. Do you believe that alcohol has any of the following effects

n. Facilitates sexual opportunities

	Male		Female		Unknown		Total	
	Freq.	Pct.	Freq.	Pct.	Freq.	Pct.	Freq.	Pct.
01 Yes	122	48	52	41	1	100	175	46.1
02 No	131	52	74	59	0	0	205	53.9
Valid responses =	253	67	126	33	1	0	380	96.9

Invalid responses include no response or multiple responses.

28a. On this campus, drinking is a central part in the social life of the following groups

a. Male students

	Male		Female		Unknown		Total	
	Freq.	Pct.	Freq.	Pct.	Freq.	Pct.	Freq.	Pct.
01 Yes	212	84	106	85	0	0	318	84.6
02 No	39	16	18	15	1	100	58	15.4
Valid responses =	251	67	124	33	1	0	376	95.9

Invalid responses include no response or multiple responses.

28b. On this campus, drinking is a central part in the social life of the following groups

b. Female students

	Male		Female		Unknown		Total	
	Freq.	Pct.	Freq.	Pct.	Freq.	Pct.	Freq.	Pct.
01 Yes	167	67	83	67	0	0	250	66.5
02 No	84	33	41	33	1	100	126	33.5
Valid responses =	251	67	124	33	1	0	376	95.9

Invalid responses include no response or multiple responses.

28c. On this campus, drinking is a central part in the social life of the following groups

c. Faculty/staff

	Male		Female		Unknown		Total	
	Freq.	Pct.	Freq.	Pct.	Freq.	Pct.	Freq.	Pct.
01 Yes	91	37	36	29	0	0	127	34.0
02 No	157	63	89	71	1	100	247	66.0
Valid responses =	248	66	125	33	1	0	374	95.4

Invalid responses include no response or multiple responses.

28d. On this campus, drinking is a central part in the social life of the following groups

d. Alumni

	Male		Female		Unknown		Total	
	Freq.	Pct.	Freq.	Pct.	Freq.	Pct.	Freq.	Pct.
01 Yes	137	55	65	53	0	0	202	54.2
02 No	113	45	57	47	1	100	171	45.8
Valid responses =	250	67	122	33	1	0	373	95.2

Invalid responses include no response or multiple responses.

Michigan Technological University (Online) (2010 Pre)

SIUC/Core Institute
374 East Grand Avenue
(618) 453-4420
Carbondale, IL 62901

Consortium Number =
Institution Number = 1445
Number of Surveys = 392

28e. On this campus, drinking is a central part in the social life of the following groups

e. Athletes

	Male		Female		Unknown		Total	
	Freq.	Pct.	Freq.	Pct.	Freq.	Pct.	Freq.	Pct.
01 Yes	145	58	71	59	0	0	216	58.1
02 No	106	42	49	41	1	100	156	41.9
Valid responses =	251	67	120	32	1	0	372	94.9

Invalid responses include no response or multiple responses.

28f. On this campus, drinking is a central part in the social life of the following groups

f. Fraternities

	Male		Female		Unknown		Total	
	Freq.	Pct.	Freq.	Pct.	Freq.	Pct.	Freq.	Pct.
01 Yes	230	91	114	92	1	100	345	91.3
02 No	23	9	10	8	0	0	33	8.7
Valid responses =	253	67	124	33	1	0	378	96.4

Invalid responses include no response or multiple responses.

28g. On this campus, drinking is a central part in the social life of the following groups

g. Sororities

	Male		Female		Unknown		Total	
	Freq.	Pct.	Freq.	Pct.	Freq.	Pct.	Freq.	Pct.
01 Yes	211	83	103	83	1	100	315	83.3
02 No	42	17	21	17	0	0	63	16.7
Valid responses =	253	67	124	33	1	0	378	96.4

Invalid responses include no response or multiple responses.

29a. Campus environment

a. Does the social atmosphere on this campus promote alcohol use

	Male		Female		Unknown		Total	
	Freq.	Pct.	Freq.	Pct.	Freq.	Pct.	Freq.	Pct.
01 Yes	168	66	72	57	1	100	241	63.4
02 No	85	34	54	43	0	0	139	36.6
Valid responses =	253	67	126	33	1	0	380	96.9

Invalid responses include no response or multiple responses.

29b. Campus environment

b. Does the social atmosphere promote other drug use

	Male		Female		Unknown		Total	
	Freq.	Pct.	Freq.	Pct.	Freq.	Pct.	Freq.	Pct.
01 Yes	35	14	8	6	0	0	43	11.4
02 No	217	86	116	94	1	100	334	88.6
Valid responses =	252	67	124	33	1	0	377	96.2

Invalid responses include no response or multiple responses.

29c. Campus environment

c. Do you feel safe on this campus

	Male		Female		Unknown		Total	
	Freq.	Pct.	Freq.	Pct.	Freq.	Pct.	Freq.	Pct.
01 Yes	248	97	127	99	1	100	376	97.9
02 No	7	3	1	1	0	0	8	2.1
Valid responses =	255	66	128	33	1	0	384	98.0

Invalid responses include no response or multiple responses.

30. Compared to other campuses with which you are familiar, this campus' use of alcohol is

	Male		Female		Unknown		Total	
	Freq.	Pct.	Freq.	Pct.	Freq.	Pct.	Freq.	Pct.
01 Higher	98	39	32	25	0	0	130	34.5
02 Lower	49	20	25	20	0	0	74	19.6
03 About the same	103	41	69	55	1	100	173	45.9
Valid responses =	250	66	126	33	1	0	377	96.2

Invalid responses include no response or multiple responses.

31a. Housing preferences

a. If you live in university housing, do you live in a designated alcohol-free/drug-free residence hall

	Male		Female		Unknown		Total	
	Freq.	Pct.	Freq.	Pct.	Freq.	Pct.	Freq.	Pct.
01 Yes	51	30	34	42	0	0	85	33.7
02 No	119	70	47	58	1	100	167	66.3
Valid responses =	170	67	81	32	1	0	252	64.3

Invalid responses include no response or multiple responses.

31b. Housing preferences

b. If no, would you like to live in such a residence hall unit if it were available

	Male		Female		Unknown		Total	
	Freq.	Pct.	Freq.	Pct.	Freq.	Pct.	Freq.	Pct.
01 Yes	14	12	8	17	0	0	22	13.3
02 No	105	88	38	83	1	100	144	86.7
Valid responses =	119	72	46	28	1	1	166	42.3

Invalid responses include no response or multiple responses.

32a. To what extent do students on this campus care about the following issues

a. Alcohol and other drug use

	Male		Female		Unknown		Total	
	Freq.	Pct.	Freq.	Pct.	Freq.	Pct.	Freq.	Pct.
01 Not at all	66	26	19	16	0	0	85	22.8
02 Slightly	100	40	52	43	0	0	152	40.9
03 Somewhat	75	30	46	38	1	100	122	32.8
04 Very much	10	4	3	3	0	0	13	3.5
Valid responses =	251	67	120	32	1	0	372	94.9

Invalid responses include no response or multiple responses.

32b. To what extent do students on this campus care about the following issues

b. Campus vandalism

	Male		Female		Unknown		Total	
	Freq.	Pct.	Freq.	Pct.	Freq.	Pct.	Freq.	Pct.
01 Not at all	28	11	12	10	0	0	40	10.7
02 Slightly	51	20	30	25	0	0	81	21.7
03 Somewhat	101	40	55	45	1	100	157	42.0
04 Very much	71	28	25	20	0	0	96	25.7
Valid responses =	251	67	122	33	1	0	374	95.4

Invalid responses include no response or multiple responses.

32c. To what extent do students on this campus care about the following issues

c. Sexual assault

	Male		Female		Unknown		Total	
	Freq.	Pct.	Freq.	Pct.	Freq.	Pct.	Freq.	Pct.
01 Not at all	15	6	4	3	0	0	19	5.1
02 Slightly	19	8	13	11	0	0	32	8.6
03 Somewhat	52	21	28	23	1	100	81	21.7
04 Very much	164	66	77	63	0	0	241	64.6
Valid responses =	250	67	122	33	1	0	373	95.2

Invalid responses include no response or multiple responses.

32d. To what extent do students on this campus care about the following issues

d. Assaults that are non-sexual

	Male		Female		Unknown		Total	
	Freq.	Pct.	Freq.	Pct.	Freq.	Pct.	Freq.	Pct.
01 Not at all	24	10	8	7	0	0	32	8.6
02 Slightly	33	13	28	23	0	0	61	16.3
03 Somewhat	85	34	38	31	1	100	124	33.2
04 Very much	109	43	48	39	0	0	157	42.0
Valid responses =	251	67	122	33	1	0	374	95.4

Invalid responses include no response or multiple responses.

32e. To what extent do students on this campus care about the following issues

e. Harassment because of gender

	Male		Female		Unknown		Total	
	Freq.	Pct.	Freq.	Pct.	Freq.	Pct.	Freq.	Pct.
01 Not at all	25	10	12	10	0	0	37	9.9
02 Slightly	46	18	28	23	0	0	74	19.8
03 Somewhat	102	41	43	35	1	100	146	39.0
04 Very much	78	31	39	32	0	0	117	31.3
Valid responses =	251	67	122	33	1	0	374	95.4

Invalid responses include no response or multiple responses.

32f. To what extent do students on this campus care about the following issues

f. Harassment because of sexual orientation

	Male		Female		Unknown		Total	
	Freq.	Pct.	Freq.	Pct.	Freq.	Pct.	Freq.	Pct.
01 Not at all	25	10	8	7	0	0	33	8.8
02 Slightly	63	25	21	17	0	0	84	22.5
03 Somewhat	84	33	41	34	1	100	126	33.8
04 Very much	79	31	51	42	0	0	130	34.9
Valid responses =	251	67	121	32	1	0	373	95.2

Invalid responses include no response or multiple responses.

32g. To what extent do students on this campus care about the following issues

g. Harassment because of race or ethnicity

	Male		Female		Unknown		Total	
	Freq.	Pct.	Freq.	Pct.	Freq.	Pct.	Freq.	Pct.
01 Not at all	27	11	8	7	0	0	35	9.4
02 Slightly	47	19	29	24	0	0	76	20.4
03 Somewhat	91	37	32	26	1	100	124	33.3
04 Very much	84	34	53	43	0	0	137	36.8
Valid responses =	249	67	122	33	1	0	372	94.9

Invalid responses include no response or multiple responses.

32h. To what extent do students on this campus care about the following issues

h. harassment because of religion

	Male		Female		Unknown		Total	
	Freq.	Pct.	Freq.	Pct.	Freq.	Pct.	Freq.	Pct.
01 Not at all	41	16	11	9	0	0	52	13.9
02 Slightly	66	26	34	28	0	0	100	26.7
03 Somewhat	78	31	46	38	1	100	125	33.4
04 Very much	66	26	31	25	0	0	97	25.9
Valid responses =	251	67	122	33	1	0	374	95.4

Invalid responses include no response or multiple responses.

33. To what extent has your alcohol use changed within the last 12 months

	Male		Female		Unknown		Total	
	Freq.	Pct.	Freq.	Pct.	Freq.	Pct.	Freq.	Pct.
01 Increased	38	15	21	17	0	0	59	15.5
02 About the same	102	40	48	38	1	100	151	39.6
03 Decreased	62	24	30	24	0	0	92	24.1
04 Did not use alcohol	53	21	26	21	0	0	79	20.7
Valid responses =	255	67	125	33	1	0	381	97.2

Invalid responses include no response or multiple responses.

34. To what extent has your illegal drug use changed within the last 12 months

	Male		Female		Unknown		Total	
	Freq.	Pct.	Freq.	Pct.	Freq.	Pct.	Freq.	Pct.
01 Increased	9	4	4	3	0	0	13	3.4
02 About the same	29	12	12	9	0	0	41	10.8
03 Decreased	21	8	4	3	0	0	25	6.6
04 Did not use drugs	193	77	108	84	1	100	302	79.3
Valid responses =	252	66	128	34	1	0	381	97.2

Invalid responses include no response or multiple responses.

35a. How much do you think people risk harming themselves (physically or in other ways) if they...

a. Try marijuana once or twice

	Male		Female		Unknown		Total	
	Freq.	Pct.	Freq.	Pct.	Freq.	Pct.	Freq.	Pct.
01 No risk	122	48	35	29	0	0	157	41.8
02 Slight risk	70	28	53	43	0	0	123	32.7
03 Moderate risk	20	8	17	14	1	100	38	10.1
04 Great risk	17	7	6	5	0	0	23	6.1
05 Can't say	24	9	11	9	0	0	35	9.3
Valid responses =	253	67	122	32	1	0	376	95.9

Invalid responses include no response or multiple responses.

35b. How much do you think people risk harming themselves (physically or in other ways) if they...

b. Smoke marijuana occasionally

	Male		Female		Unknown		Total	
	Freq.	Pct.	Freq.	Pct.	Freq.	Pct.	Freq.	Pct.
01 No risk	70	28	18	15	0	0	88	23.3
02 Slight risk	89	35	35	28	0	0	124	32.9
03 Moderate risk	46	18	47	38	1	100	94	24.9
04 Great risk	32	13	16	13	0	0	48	12.7
05 Can't say	16	6	7	6	0	0	23	6.1
Valid responses =	253	67	123	33	1	0	377	96.2

Invalid responses include no response or multiple responses.

35c. How much do you think people risk harming themselves (physically or in other ways) if they...

c. Smoke marijuana regularly

	Male		Female		Unknown		Total	
	Freq.	Pct.	Freq.	Pct.	Freq.	Pct.	Freq.	Pct.
01 No risk	34	13	7	6	0	0	41	11.0
02 Slight risk	54	21	15	12	0	0	69	18.4
03 Moderate risk	80	32	34	28	1	100	115	30.7
04 Great risk	71	28	58	48	0	0	129	34.5
05 Can't say	13	5	7	6	0	0	20	5.3
Valid responses =	252	67	121	32	1	0	374	95.4

Invalid responses include no response or multiple responses.

35d. How much do you think people risk harming themselves (physically or in other ways) if they...

d. Try cocaine once or twice

	Male		Female		Unknown		Total	
	Freq.	Pct.	Freq.	Pct.	Freq.	Pct.	Freq.	Pct.
01 No risk	20	8	3	2	0	0	23	6.2
02 Slight risk	53	21	29	24	0	0	82	22.0
03 Moderate risk	63	25	29	24	1	100	93	25.0
04 Great risk	91	36	49	40	0	0	140	37.6
05 Can't say	23	9	11	9	0	0	34	9.1
Valid responses =	250	67	121	33	1	0	372	94.9

Invalid responses include no response or multiple responses.

35e. How much do you think people risk harming themselves (physically or in other ways) if they...

e. Take cocaine regularly

	Male		Female		Unknown		Total	
	Freq.	Pct.	Freq.	Pct.	Freq.	Pct.	Freq.	Pct.
01 No risk	5	2	0	0	0	0	5	1.3
02 Slight risk	7	3	3	2	0	0	10	2.7
03 Moderate risk	23	9	13	11	1	100	37	9.9
04 Great risk	198	78	99	82	0	0	297	79.2
05 Can't say	20	8	6	5	0	0	26	6.9
Valid responses =	253	67	121	32	1	0	375	95.7

Invalid responses include no response or multiple responses.

35f. How much do you think people risk harming themselves (physically or in other ways) if they...

f. Try LSD once or twice

	Male		Female		Unknown		Total	
	Freq.	Pct.	Freq.	Pct.	Freq.	Pct.	Freq.	Pct.
01 No risk	20	8	3	2	0	0	23	6.2
02 Slight risk	53	21	12	10	0	0	65	17.5
03 Moderate risk	54	22	34	28	1	100	89	23.9
04 Great risk	102	41	59	49	0	0	161	43.3
05 Can't say	21	8	13	11	0	0	34	9.1
Valid responses =	250	67	121	33	1	0	372	94.9

Invalid responses include no response or multiple responses.

35g. How much do you think people risk harming themselves (physically or in other ways) if they...

g. Take LSD regularly

	Male		Female		Unknown		Total	
	Freq.	Pct.	Freq.	Pct.	Freq.	Pct.	Freq.	Pct.
01 No risk	7	3	0	0	0	0	7	1.9
02 Slight risk	6	2	2	2	0	0	8	2.1
03 Moderate risk	35	14	5	4	1	100	41	11.0
04 Great risk	184	74	106	87	0	0	290	77.7
05 Can't say	18	7	9	7	0	0	27	7.2
Valid responses =	250	67	122	33	1	0	373	95.2

Invalid responses include no response or multiple responses.

35h. How much do you think people risk harming themselves (physically or in other ways) if they...

h. Try amphetamines once or twice

	Male		Female		Unknown		Total	
	Freq.	Pct.	Freq.	Pct.	Freq.	Pct.	Freq.	Pct.
01 No risk	20	8	4	3	0	0	24	6.5
02 Slight risk	55	22	25	21	0	0	80	21.5
03 Moderate risk	49	20	33	27	1	100	83	22.3
04 Great risk	100	40	43	36	0	0	143	38.4
05 Can't say	26	10	16	13	0	0	42	11.3
Valid responses =	250	67	121	33	1	0	372	94.9

Invalid responses include no response or multiple responses.

35i. How much do you think people risk harming themselves (physically or in other ways) if they...

i. Take amphetamines regularly

	Male		Female		Unknown		Total	
	Freq.	Pct.	Freq.	Pct.	Freq.	Pct.	Freq.	Pct.
01 No risk	7	3	0	0	0	0	7	1.9
02 Slight risk	12	5	4	3	0	0	16	4.3
03 Moderate risk	27	11	12	10	1	100	40	10.6
04 Great risk	183	73	95	77	0	0	278	73.9
05 Can't say	23	9	12	10	0	0	35	9.3
Valid responses =	252	67	123	33	1	0	376	95.9

Invalid responses include no response or multiple responses.

35j. How much do you think people risk harming themselves (physically or in other ways) if they...

j. Take one or two drinks of an alcoholic beverage (beer, wine, liquor) nearly every day

	Male		Female		Unknown		Total	
	Freq.	Pct.	Freq.	Pct.	Freq.	Pct.	Freq.	Pct.
01 No risk	64	25	11	9	0	0	75	19.9
02 Slight risk	96	38	43	35	0	0	139	37.0
03 Moderate risk	58	23	47	38	1	100	106	28.2
04 Great risk	28	11	20	16	0	0	48	12.8
05 Can't say	6	2	2	2	0	0	8	2.1
Valid responses =	252	67	123	33	1	0	376	95.9

Invalid responses include no response or multiple responses.

35k. How much do you think people risk harming themselves (physically or in other ways) if they...

k. Take four or five drinks nearly every day

	Male		Female		Unknown		Total	
	Freq.	Pct.	Freq.	Pct.	Freq.	Pct.	Freq.	Pct.
01 No risk	13	5	0	0	0	0	13	3.5
02 Slight risk	33	13	5	4	0	0	38	10.2
03 Moderate risk	87	35	35	28	1	100	123	32.9
04 Great risk	109	44	81	66	0	0	190	50.8
05 Can't say	8	3	2	2	0	0	10	2.7
Valid responses =	250	67	123	33	1	0	374	95.4

Invalid responses include no response or multiple responses.

35l. How much do you think people risk harming themselves (physically or in other ways) if they...

l. Have five or more drinks in one sitting

	Male		Female		Unknown		Total	
	Freq.	Pct.	Freq.	Pct.	Freq.	Pct.	Freq.	Pct.
01 No risk	17	7	0	0	0	0	17	4.5
02 Slight risk	60	24	17	14	0	0	77	20.5
03 Moderate risk	78	31	36	29	1	100	115	30.6
04 Great risk	86	34	67	54	0	0	153	40.7
05 Can't say	11	4	3	2	0	0	14	3.7
Valid responses =	252	67	123	33	1	0	376	95.9

Invalid responses include no response or multiple responses.

35m. How much do you think people risk harming themselves (physically or in other ways) if they...

m. Take steroids for body building or improved athletic performance

	Male		Female		Unknown		Total	
	Freq.	Pct.	Freq.	Pct.	Freq.	Pct.	Freq.	Pct.
01 No risk	8	3	0	0	0	0	8	2.1
02 Slight risk	34	14	9	7	0	0	43	11.5
03 Moderate risk	79	31	30	25	1	100	110	29.4
04 Great risk	106	42	70	57	0	0	176	47.1
05 Can't say	24	10	13	11	0	0	37	9.9
Valid responses =	251	67	122	33	1	0	374	95.4

Invalid responses include no response or multiple responses.

35n. How much do you think people risk harming themselves (physically or in other ways) if they...

n. Consume alcohol prior to being sexually active

	Male		Female		Unknown		Total	
	Freq.	Pct.	Freq.	Pct.	Freq.	Pct.	Freq.	Pct.
01 No risk	22	9	2	2	0	0	24	6.4
02 Slight risk	69	28	22	18	0	0	91	24.4
03 Moderate risk	87	35	42	34	1	100	130	34.9
04 Great risk	56	22	50	41	0	0	106	28.4
05 Can't say	15	6	7	6	0	0	22	5.9
Valid responses =	249	67	123	33	1	0	373	95.2

Invalid responses include no response or multiple responses.

35o. How much do you think people risk harming themselves (physically or in other ways) if they...

o. Regularly engage in unprotected sexual activity with a single partner

	Male		Female		Unknown		Total	
	Freq.	Pct.	Freq.	Pct.	Freq.	Pct.	Freq.	Pct.
01 No risk	20	8	4	3	0	0	24	6.5
02 Slight risk	81	33	26	21	0	0	107	28.8
03 Moderate risk	72	29	28	23	1	100	101	27.2
04 Great risk	59	24	59	48	0	0	118	31.8
05 Can't say	16	6	5	4	0	0	21	5.7
Valid responses =	248	67	122	33	1	0	371	94.6

Invalid responses include no response or multiple responses.

35p. How much do you think people risk harming themselves (physically or in other ways) if they...

p. Regularly engage in unprotected sexual activity with multiple partners

	Male		Female		Unknown		Total	
	Freq.	Pct.	Freq.	Pct.	Freq.	Pct.	Freq.	Pct.
01 No risk	5	2	0	0	0	0	5	1.3
02 Slight risk	8	3	4	3	0	0	12	3.2
03 Moderate risk	36	14	3	2	1	100	40	10.7
04 Great risk	194	77	115	93	0	0	309	82.4
05 Can't say	8	3	1	1	0	0	9	2.4
Valid responses =	251	67	123	33	1	0	375	95.7

Invalid responses include no response or multiple responses.

36a. Did you have sexual intercourse within the last year?

	Male		Female		Unknown		Total	
	Freq.	Pct.	Freq.	Pct.	Freq.	Pct.	Freq.	Pct.
01 Yes	150	60	80	63	1	100	231	60.9
02 No	102	40	46	37	0	0	148	39.1
Valid responses =	252	66	126	33	1	0	379	96.7

Invalid responses include no response or multiple responses.

36b. Did you drink alcohol the last time you had sexual intercourse?

	Male		Female		Unknown		Total	
	Freq.	Pct.	Freq.	Pct.	Freq.	Pct.	Freq.	Pct.
01 Yes	39	26	15	19	0	0	54	23.4
02 No	111	74	65	81	1	100	177	76.6
Valid responses =	150	65	80	35	1	0	231	58.9

Invalid responses include no response or multiple responses.

36c. Did you use other drugs the last time you had sexual intercourse?

	Male		Female		Unknown		Total	
	Freq.	Pct.	Freq.	Pct.	Freq.	Pct.	Freq.	Pct.
01 Yes	5	3	0	0	0	0	5	2.2
02 No	145	97	80	100	1	100	226	97.8
Valid responses =	150	65	80	35	1	0	231	58.9

Invalid responses include no response or multiple responses.

37a. During the past 30 days, to what extent have you engaged in any of the following behaviors?

a. Refused an offer of alcohol or other drugs

	Male		Female		Unknown		Total	
	Freq.	Pct.	Freq.	Pct.	Freq.	Pct.	Freq.	Pct.
01 Never	102	41	45	36	0	0	147	39.2
02 Once	40	16	16	13	0	0	56	14.9
03 Twice	47	19	26	21	0	0	73	19.5
04 3-5 times	47	19	32	25	0	0	79	21.1
05 6-9 times	8	3	0	0	0	0	8	2.1
06 10 or more times	5	2	7	6	0	0	12	3.2
Valid responses =	249	66	126	34	0	0	375	95.7

Invalid responses include no response or multiple responses.

37b. During the past 30 days, to what extent have you engaged in any of the following behaviors?

b. Bragged about your alcohol or other drug use

	Male		Female		Unknown		Total	
	Freq.	Pct.	Freq.	Pct.	Freq.	Pct.	Freq.	Pct.
01 Never	192	77	104	83	0	0	296	79.1
02 Once	19	8	9	7	0	0	28	7.5
03 Twice	10	4	7	6	0	0	17	4.5
04 3-5 times	20	8	6	5	0	0	26	7.0
05 6-9 times	3	1	0	0	0	0	3	0.8
06 10 or more times	4	2	0	0	0	0	4	1.1
Valid responses =	248	66	126	34	0	0	374	95.4

Invalid responses include no response or multiple responses.

37c. During the past 30 days, to what extent have you engaged in any of the following behaviors?

c. Heard someone else brag about his/her alcohol or other drug use

	Male		Female		Unknown		Total	
	Freq.	Pct.	Freq.	Pct.	Freq.	Pct.	Freq.	Pct.
01 Never	61	24	29	23	0	0	90	24.0
02 Once	20	8	15	12	0	0	35	9.3
03 Twice	31	12	25	20	0	0	56	14.9
04 3-5 times	77	31	28	22	0	0	105	28.0
05 6-9 times	19	8	16	13	0	0	35	9.3
06 10 or more times	41	16	13	10	0	0	54	14.4
Valid responses =	249	66	126	34	0	0	375	95.7

Invalid responses include no response or multiple responses.

37d. During the past 30 days, to what extent have you engaged in any of the following behaviors?

d. Carried a weapon such as a gun, knife, etc. (do not count hunting situations or weapons used as part of your job)

	Male		Female		Unknown		Total	
	Freq.	Pct.	Freq.	Pct.	Freq.	Pct.	Freq.	Pct.
01 Never	210	85	122	97	0	0	332	88.8
02 Once	4	2	1	1	0	0	5	1.3
03 Twice	6	2	1	1	0	0	7	1.9
04 3-5 times	4	2	1	1	0	0	5	1.3
05 6-9 times	3	1	0	0	0	0	3	0.8
06 10 or more times	21	8	1	1	0	0	22	5.9
Valid responses =	248	66	126	34	0	0	374	95.4

Invalid responses include no response or multiple responses.

Michigan Technological University (Online) (2010 Pre)

SIUC/Core Institute
374 East Grand Avenue
(618) 453-4420
Carbondale, IL 62901

Consortium Number =
Institution Number = 1445
Number of Surveys = 392

37e. During the past 30 days, to what extent have you engaged in any of the following behaviors?

e. Experienced peer pressure to drink or use drugs

	Male		Female		Unknown		Total	
	Freq.	Pct.	Freq.	Pct.	Freq.	Pct.	Freq.	Pct.
01 Never	150	60	81	65	0	0	231	61.8
02 Once	22	9	14	11	0	0	36	9.6
03 Twice	32	13	15	12	0	0	47	12.6
04 3-5 times	32	13	13	10	0	0	45	12.0
05 6-9 times	5	2	2	2	0	0	7	1.9
06 10 or more times	8	3	0	0	0	0	8	2.1
Valid responses =	249	67	125	33	0	0	374	95.4

Invalid responses include no response or multiple responses.

37f. During the past 30 days, to what extent have you engaged in any of the following behaviors?

f. Held a drink to have people stop bothering you about why you weren't drinking

	Male		Female		Unknown		Total	
	Freq.	Pct.	Freq.	Pct.	Freq.	Pct.	Freq.	Pct.
01 Never	229	92	99	79	0	0	328	87.5
02 Once	7	3	16	13	0	0	23	6.1
03 Twice	8	3	7	6	0	0	15	4.0
04 3-5 times	2	1	3	2	0	0	5	1.3
05 6-9 times	0	0	0	0	0	0	0	0.0
06 10 or more times	4	2	0	0	0	0	4	1.1
Valid responses =	250	67	125	33	0	0	375	95.7

Invalid responses include no response or multiple responses.

37g. During the past 30 days, to what extent have you engaged in any of the following behaviors?

g. Thought a sexual partner was not attractive because he/she was drunk

	Male		Female		Unknown		Total	
	Freq.	Pct.	Freq.	Pct.	Freq.	Pct.	Freq.	Pct.
01 Never	213	86	96	76	0	0	309	82.4
02 Once	13	5	17	13	0	0	30	8.0
03 Twice	14	6	6	5	0	0	20	5.3
04 3-5 times	7	3	6	5	0	0	13	3.5
05 6-9 times	0	0	1	1	0	0	1	0.3
06 10 or more times	2	1	0	0	0	0	2	0.5
Valid responses =	249	66	126	34	0	0	375	95.7

Invalid responses include no response or multiple responses.

37h. During the past 30 days, to what extent have you engaged in any of the following behaviors?

h. Told a sexual partner that he/she was not attractive because he/she was drunk

	Male		Female		Unknown		Total	
	Freq.	Pct.	Freq.	Pct.	Freq.	Pct.	Freq.	Pct.
01 Never	230	92	108	86	0	0	338	90.1
02 Once	5	2	13	10	0	0	18	4.8
03 Twice	10	4	1	1	0	0	11	2.9
04 3-5 times	3	1	4	3	0	0	7	1.9
05 6-9 times	0	0	0	0	0	0	0	0.0
06 10 or more times	1	0	0	0	0	0	1	0.3
Valid responses =	249	66	126	34	0	0	375	95.7

Invalid responses include no response or multiple responses.

Michigan Technological University (Online) (2010 Pre)

SIUC/Core Institute
374 East Grand Avenue
(618) 453-4420
Carbondale, IL 62901

Consortium Number =
Institution Number = 1445
Number of Surveys = 392

38a. To what extent do you agree with the following statements?

a. I feel valued as a person on this campus

	Male		Female		Unknown		Total	
	Freq.	Pct.	Freq.	Pct.	Freq.	Pct.	Freq.	Pct.
01 Strongly agree	39	16	23	19	0	0	62	16.6
02 Agree	113	45	61	49	0	0	174	46.5
03 Neutral	70	28	27	22	0	0	97	25.9
04 Disagree	16	6	9	7	0	0	25	6.7
05 Strongly disagree	12	5	2	2	0	0	14	3.7
06 Don't know	0	0	2	2	0	0	2	0.5
Valid responses =	250	67	124	33	0	0	374	95.4

Invalid responses include no response or multiple responses.

38b. To what extent do you agree with the following statements?

b. I feel that faculty and staff care about me as a student

	Male		Female		Unknown		Total	
	Freq.	Pct.	Freq.	Pct.	Freq.	Pct.	Freq.	Pct.
01 Strongly agree	40	16	30	24	0	0	70	18.8
02 Agree	115	46	57	46	0	0	172	46.2
03 Neutral	57	23	23	19	0	0	80	21.5
04 Disagree	20	8	10	8	0	0	30	8.1
05 Strongly disagree	13	5	3	2	0	0	16	4.3
06 Don't know	3	1	1	1	0	0	4	1.1
Valid responses =	248	67	124	33	0	0	372	94.9

Invalid responses include no response or multiple responses.

38c. To what extent do you agree with the following statements?

c. I have a responsibility to contribute to the well-being of other students

	Male		Female		Unknown		Total	
	Freq.	Pct.	Freq.	Pct.	Freq.	Pct.	Freq.	Pct.
01 Strongly agree	41	16	31	25	0	0	72	19.3
02 Agree	123	49	57	46	0	0	180	48.1
03 Neutral	61	24	28	23	0	0	89	23.8
04 Disagree	18	7	6	5	0	0	24	6.4
05 Strongly disagree	5	2	2	2	0	0	7	1.9
06 Don't know	2	1	0	0	0	0	2	0.5
Valid responses =	250	67	124	33	0	0	374	95.4

Invalid responses include no response or multiple responses.

38d. To what extent do you agree with the following statements?

d. My campus encourages me to help others in need

	Male		Female		Unknown		Total	
	Freq.	Pct.	Freq.	Pct.	Freq.	Pct.	Freq.	Pct.
01 Strongly agree	29	12	22	18	0	0	51	13.6
02 Agree	97	39	51	41	0	0	148	39.6
03 Neutral	84	34	39	31	0	0	123	32.9
04 Disagree	29	12	10	8	0	0	39	10.4
05 Strongly disagree	7	3	0	0	0	0	7	1.9
06 Don't know	4	2	2	2	0	0	6	1.6
Valid responses =	250	67	124	33	0	0	374	95.4

Invalid responses include no response or multiple responses.

Michigan Technological University (Online) (2010 Pre)

SIUC/Core Institute
374 East Grand Avenue
(618) 453-4420
Carbondale, IL 62901

Consortium Number =
Institution Number = 1445
Number of Surveys = 392

38e. To what extent do you agree with the following statements?

e. I abide by the university policy and regulations that concern alcohol and other drug use

	Male		Female		Unknown		Total	
	Freq.	Pct.	Freq.	Pct.	Freq.	Pct.	Freq.	Pct.
01 Strongly agree	75	30	44	35	0	0	119	32.1
02 Agree	62	25	42	34	0	0	104	28.0
03 Neutral	53	21	24	19	0	0	77	20.8
04 Disagree	27	11	6	5	0	0	33	8.9
05 Strongly disagree	19	8	1	1	0	0	20	5.4
06 Don't know	11	4	7	6	0	0	18	4.9
Valid responses =	247	67	124	33	0	0	371	94.6

Invalid responses include no response or multiple responses.

39a. In which of the following ways does other students' drinking interfere with your life on or around campus?

a. Interrupts your studying

	Male		Female		Unknown		Total	
	Freq.	Pct.	Freq.	Pct.	Freq.	Pct.	Freq.	Pct.
01 Yes	43	17	17	14	0	0	60	16.1
02 No	205	83	107	86	0	0	312	83.9
Valid responses =	248	67	124	33	0	0	372	94.9

Invalid responses include no response or multiple responses.

39b. In which of the following ways does other students' drinking interfere with your life on or around campus?

b. Makes you feel unsafe

	Male		Female		Unknown		Total	
	Freq.	Pct.	Freq.	Pct.	Freq.	Pct.	Freq.	Pct.
01 Yes	20	8	16	13	0	0	36	9.7
02 No	228	92	108	87	0	0	336	90.3
Valid responses =	248	67	124	33	0	0	372	94.9

Invalid responses include no response or multiple responses.

39c. In which of the following ways does other students' drinking interfere with your life on or around campus?

c. Messes up your physical living space (cleanliness, neatness, organization, etc.)

	Male		Female		Unknown		Total	
	Freq.	Pct.	Freq.	Pct.	Freq.	Pct.	Freq.	Pct.
01 Yes	54	22	22	18	0	0	76	20.5
02 No	194	78	101	82	0	0	295	79.5
Valid responses =	248	67	123	33	0	0	371	94.6

Invalid responses include no response or multiple responses.

39d. In which of the following ways does other students' drinking interfere with your life on or around campus?

d. Adversely affects your involvement on an athletic team or in other organized groups

	Male		Female		Unknown		Total	
	Freq.	Pct.	Freq.	Pct.	Freq.	Pct.	Freq.	Pct.
01 Yes	13	5	8	6	0	0	21	5.7
02 No	234	95	116	94	0	0	350	94.3
Valid responses =	247	67	124	33	0	0	371	94.6

Invalid responses include no response or multiple responses.

Michigan Technological University (Online) (2010 Pre)

SIUC/Core Institute
374 East Grand Avenue
(618) 453-4420
Carbondale, IL 62901

Consortium Number =
Institution Number = 1445
Number of Surveys = 392

Cross-tabulation Report
Core Alcohol and Drug Survey - Long Form

Wednesday, March 17, 2010
Page 48 of 51

39e. In which of the following ways does other students' drinking interfere with your life on or around campus?

e. Prevents you from enjoying events (concerts, sports, social activities, etc.)

	Male		Female		Unknown		Total		
	Freq.	Pct.	Freq.	Pct.	Freq.	Pct.	Freq.	Pct.	
01 Yes	32	13	15	12	0	0	47	12.7	
02 No	214	87	109	88	0	0	323	87.3	
Valid responses =	246	66	124	34	0	0	370	94.4	

Invalid responses include no response or multiple responses.

39f. In which of the following ways does other students' drinking interfere with your life on or around campus?

f. Interferes in other way(s)

	Male		Female		Unknown		Total		
	Freq.	Pct.	Freq.	Pct.	Freq.	Pct.	Freq.	Pct.	
01 Yes	56	23	20	16	0	0	76	20.5	
02 No	192	77	103	84	0	0	295	79.5	
Valid responses =	248	67	123	33	0	0	371	94.6	

Invalid responses include no response or multiple responses.

39g. In which of the following ways does other students' drinking interfere with your life on or around campus?

g. Doesn't interfere with my life

	Male		Female		Unknown		Total		
	Freq.	Pct.	Freq.	Pct.	Freq.	Pct.	Freq.	Pct.	
01 Yes	143	58	84	70	0	0	227	61.9	
02 No	104	42	36	30	0	0	140	38.1	
Valid responses =	247	67	120	33	0	0	367	93.6	

Invalid responses include no response or multiple responses.

Type. Web Survey?

	Male		Female		Unknown		Total		
	Freq.	Pct.	Freq.	Pct.	Freq.	Pct.	Freq.	Pct.	
01 Yes	262	100	129	100	1	100	392	100.0	
02 No	0	0	0	0	0	0	0	0.0	
Valid responses =	262	67	129	33	1	0	392	100.0	

Invalid responses include no response or multiple responses.

40. Extra Question 1 *See last page for text of questions*

	Male		Female		Unknown		Total		
	Freq.	Pct.	Freq.	Pct.	Freq.	Pct.	Freq.	Pct.	
00 Response 0	203	80	95	74	0	0	298	77.6	
01 Response 1	52	20	33	26	1	100	86	22.4	
02 Response 2	0	0	0	0	0	0	0	0.0	
03 Response 3	0	0	0	0	0	0	0	0.0	
04 Response 4	0	0	0	0	0	0	0	0.0	
05 Response 5	0	0	0	0	0	0	0	0.0	
06 Response 6	0	0	0	0	0	0	0	0.0	
07 Response 7	0	0	0	0	0	0	0	0.0	
08 Response 8	0	0	0	0	0	0	0	0.0	
09 Response 9	0	0	0	0	0	0	0	0.0	
Valid responses =	255	66	128	33	1	0	384	98.0	

Invalid responses include no response or multiple responses.

Michigan Technological University (Online) (2010 Pre)

SIUC/Core Institute
374 East Grand Avenue
(618) 453-4420
Carbondale, IL 62901

Consortium Number =
Institution Number = 1445
Number of Surveys = 392

Cross-tabulation Report
Core Alcohol and Drug Survey - Long Form

Wednesday, March 17, 2010
Page 49 of 51

40. Extra Question 2

	Male		Female		Unknown		Total	
	Freq.	Pct.	Freq.	Pct.	Freq.	Pct.	Freq.	Pct.
00 Response 0	44	18	28	25	0	0	72	20.5
01 Response 1	196	82	82	75	1	100	279	79.5
02 Response 2	0	0	0	0	0	0	0	0.0
03 Response 3	0	0	0	0	0	0	0	0.0
04 Response 4	0	0	0	0	0	0	0	0.0
05 Response 5	0	0	0	0	0	0	0	0.0
06 Response 6	0	0	0	0	0	0	0	0.0
07 Response 7	0	0	0	0	0	0	0	0.0
08 Response 8	0	0	0	0	0	0	0	0.0
09 Response 9	0	0	0	0	0	0	0	0.0
Valid responses =	240	68	110	31	1	0	351	89.5

Invalid responses include no response or multiple responses.

40. Extra Question 3

	Male		Female		Unknown		Total	
	Freq.	Pct.	Freq.	Pct.	Freq.	Pct.	Freq.	Pct.
00 Response 0	220	92	108	96	0	0	328	93.7
01 Response 1	7	3	2	2	0	0	9	2.6
02 Response 2	11	5	2	2	0	0	13	3.7
03 Response 3	0	0	0	0	0	0	0	0.0
04 Response 4	0	0	0	0	0	0	0	0.0
05 Response 5	0	0	0	0	0	0	0	0.0
06 Response 6	0	0	0	0	0	0	0	0.0
07 Response 7	0	0	0	0	0	0	0	0.0
08 Response 8	0	0	0	0	0	0	0	0.0
09 Response 9	0	0	0	0	0	0	0	0.0
Valid responses =	238	68	112	32	0	0	350	89.3

Invalid responses include no response or multiple responses.

40. Extra Question 4

	Male		Female		Unknown		Total	
	Freq.	Pct.	Freq.	Pct.	Freq.	Pct.	Freq.	Pct.
00 Response 0	224	88	117	92	1	100	342	89.3
01 Response 1	10	4	6	5	0	0	16	4.2
02 Response 2	12	5	3	2	0	0	15	3.9
03 Response 3	5	2	0	0	0	0	5	1.3
04 Response 4	1	0	0	0	0	0	1	0.3
05 Response 5	2	1	0	0	0	0	2	0.5
06 Response 6	0	0	1	1	0	0	1	0.3
07 Response 7	0	0	0	0	0	0	0	0.0
08 Response 8	1	0	0	0	0	0	1	0.3
09 Response 9	0	0	0	0	0	0	0	0.0
Valid responses =	255	67	127	33	1	0	383	97.7

Invalid responses include no response or multiple responses.

40. Extra Question 5

	Male		Female		Unknown		Total		
	Freq.	Pct.	Freq.	Pct.	Freq.	Pct.	Freq.	Pct.	
00 Response 0	72	29	17	14	0	0	89	23.9	
01 Response 1	69	28	47	38	0	0	116	31.1	
02 Response 2	50	20	30	24	0	0	80	21.4	
03 Response 3	30	12	13	11	0	0	43	11.5	
04 Response 4	11	4	8	7	0	0	19	5.1	
05 Response 5	12	5	5	4	1	100	18	4.8	
06 Response 6	1	0	2	2	0	0	3	0.8	
07 Response 7	1	0	0	0	0	0	1	0.3	
08 Response 8	3	1	1	1	0	0	4	1.1	
09 Response 9	0	0	0	0	0	0	0	0.0	
Valid responses =	249	67	123	33	1	0	373	95.2	

Invalid responses include no response or multiple responses.

40. Extra Question 6

	Male		Female		Unknown		Total		
	Freq.	Pct.	Freq.	Pct.	Freq.	Pct.	Freq.	Pct.	
00 Response 0	239	93	121	95	1	100	361	94.0	
01 Response 1	10	4	4	3	0	0	14	3.6	
02 Response 2	5	2	1	1	0	0	6	1.6	
03 Response 3	0	0	0	0	0	0	0	0.0	
04 Response 4	1	0	0	0	0	0	1	0.3	
05 Response 5	0	0	0	0	0	0	0	0.0	
06 Response 6	1	0	1	1	0	0	2	0.5	
07 Response 7	0	0	0	0	0	0	0	0.0	
08 Response 8	0	0	0	0	0	0	0	0.0	
09 Response 9	0	0	0	0	0	0	0	0.0	
Valid responses =	256	67	127	33	1	0	384	98.0	

Invalid responses include no response or multiple responses.

40. Extra Question 7

	Male		Female		Unknown		Total	
	Freq.	Pct.	Freq.	Pct.	Freq.	Pct.	Freq.	Pct.
00 Response 0	0	0	0	0	0	0	0	0.0
01 Response 1	0	0	0	0	0	0	0	0.0
02 Response 2	0	0	0	0	0	0	0	0.0
03 Response 3	0	0	0	0	0	0	0	0.0
04 Response 4	0	0	0	0	0	0	0	0.0
05 Response 5	0	0	0	0	0	0	0	0.0
06 Response 6	0	0	0	0	0	0	0	0.0
07 Response 7	0	0	0	0	0	0	0	0.0
08 Response 8	0	0	0	0	0	0	0	0.0
09 Response 9	0	0	0	0	0	0	0	0.0
Valid responses =	0	0	0	0	0	0	0	0.0

Invalid responses include no response or multiple responses.

2010 Core Survey Custom Questions

1 In the Fall 2009 semester Michigan Tech began an alcohol education campaign. Have you seen the posters and/or table tents with messages about student alcohol usage?

Yes or No

2 If yes, have these messages altered your perception of alcohol use on campus?

Yes or No

3 If yes, have these messages affected your personal use of alcohol?

No, my personal use of alcohol did not change.

Yes, I use alcohol less.

Yes, my use of alcohol is the same.

Yes, I use alcohol more.

4 Within the last year about how often have you used prescription drugs that were not prescribed to you?

Did not use, Once/year, 6 times/year, once/month, twice/month, once/week, 3 times/week, 5 times/week, every day

5 How often do you think the average student on your campus uses prescription drugs that were not prescribed to him/her?

Never, once/year, 6 times/year, once/month, twice/month, once/week, 3 times/week, 5 times/week, every day

6 During the past 30 days on how many days did you use prescription drugs that were not prescribed to you?

0 days, 1-2 days, 3-5 days, 6-9 days, 10-19 days, 20-29 days, all 30 days

7 Do you participate in any of the following? Select all that apply.

Fraternity

Sorority

Varsity Athletics

Club Sports

IM Sports

Student Organization.